



**HIGH
FORMAT®**

HARDSCAPES CATALOG V.24





Large format Arcadia slabs, allowing for numerous trapezoid pattern options



Heartwood wall, perfect for garden or seat applications




New Mission pavers, back by popular demand

WHAT'S NEW?

.....

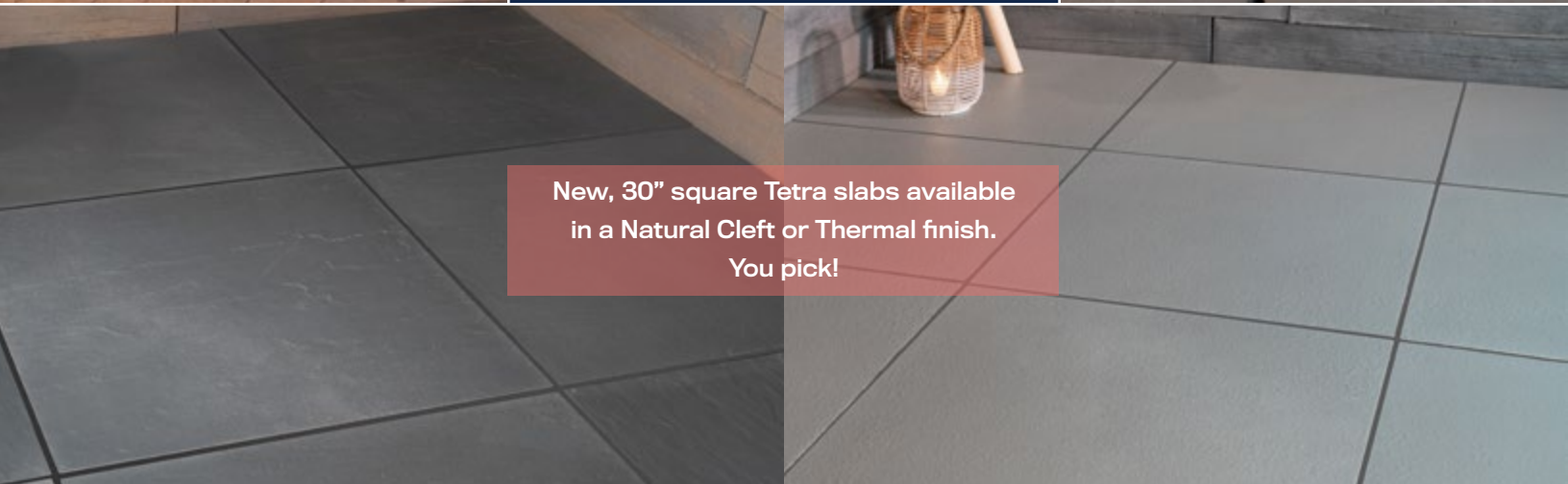
HERE'S WHAT TO LOOK FOR



Additional marble and travertine offerings



Terrain, a new rich, earth-tone color option for our wetcast products



New, 30" square Tetra slabs available in a Natural Cleft or Thermal finish. You pick!

MATERIALS

WETCAST

HIGH FORMAT® products are primarily made of concrete utilizing our wetcast production system. Wetcast concrete offers benefits including:



- Detailed, natural looking textures
- Seamless blending of colors throughout
- Long-term structural integrity

WETCAST WITH VIBRALOCK®

VIBRALOCK® is an integrated surface technology that is directly incorporated into the production process of many of our slab and paver products to deliver benefits including:



- A harder surface with greater resistance to abrasion
- More vibrant and enduring color
- Increased resistance to efflorescence

TEKTRAMAT®

TEKTRAMAT® is our proprietary material based around ultra high performance concrete technology (UHPC). Products made from this material offer benefits including:



- Unsurpassed durability including salt proof surface
- Ultra-realistic replication of fine detail
- Efficient installation resulting from large yet thinly formatted shapes

NATURAL STONE

HIGH FORMAT® offers several premium travertine and marble products including pavers, slabs, coping and more, with benefits including:



- Non-slip surface
- Precise dimensions for gauged products
- Vibrant and unique color patterns

TABLE OF CONTENTS

INSPIRATION 6-29

WALLS



GRAND LEDGE™
30



KODAH®
34



OUTCROPPING
38



BELVEDERE®
42



HEARTWOOD
46



DIMENSIONAL
48

SLABS & PAVERS



GAUGE SELECT
50



MID-CENTURY
54



MONTROSE
58



ARCADIA
62




TETRA
66




GRAND
FLAGSTONE
70



DIMENSIONAL
FLAGSTONE
72



NEW MISSION
74



TRAVERTINE
76



MARBLE
88

STEPPERS



SUPERIOR
STEPPERS
92

STEPS



EMPIRE
94



DIMENSIONAL
96



IRREGULAR
98

FIRE FEATURES



BELVEDERE®
FIRE PIT
100



KODAH®
FIRE PIT
102



DIMENSIONAL
FIRE PIT
104

CAPS & ACCESSORIES



COPING & TREADS
106



CAPS
112

WARRANTY 114



6' Dimensional Steps
Color: Fond Du Lac



Outcropping
Color: Fond Du Lac



Devon Antiqued Travertine
in French Pattern



Devon Antiqued Travertine in French Pattern





Mid-Century Slabs in Summit



Fossil Antiqued Travertine
in French Pattern



Fossil Antiqued Travertine
Bullnose Coping





Kodah® Wall
Color: Fond Du Lac



Grand Flagstone
Color: Fond Du Lac



Belvedere® Fire Pit
Color: Fond Du Lac



Freestanding Outcropping
Color: Fond Du Lac



Dimensional Coping
Color: Superior Buff



Azure Antiqued Marble in 24"x24" (Special Order)





Outcropping Wall with Freestanding Outcropping as Cap in Fond Du Lac









Learn More

Grand Ledge™ Wall in Slate Gray

GRAND LEDGE™

The look of a natural ledgerstone: bold in scale, with consistent dimensions for faster installation.

MATERIAL
WETCAST

BLOCK DIMENSIONS

- 36"L x 12"H x 20"D
- 48"L x 12"H x 20"D
- 60"L x 12"H x 20"D
- 72"L x 12"H x 20"D
- Corner Blocks also available

Dimensions are nominal

COLOR
OPTIONS

FOND DU LAC



SLATE GRAY



LIMESTONE



TERRAIN





Kodah® Wall in Fond Du Lac



Learn More

Kodah® Wall in Limestone

KODAH®

Modern lines married to classic styling with snapped limestone textures stretched to great lengths for retaining walls that make a statement.

MATERIAL
WETCAST

BLOCK DIMENSIONS

- 12"L x 10.5"D x 6"H
- 21"L x 10.5"D x 6"H
- 30"L x 10.5"D x 6"H
- 42"L x 10.5"D x 6"H
- Corners: 21"L x 10.5"D x 6"H

Dimensions are nominal

COLOR
OPTIONS

FOND DU LAC



SLATE GRAY



LIMESTONE



TERRAIN



OUTCROPPING



Outcropping Wall in Slate Gray

Outcropping in Fond Du Lac


[Learn More](#)

OUTCROPPING

Bold in scale and beautifully rustic with weathered limestone texture and consistent dimensions for rugged strength, and faster installation.

MATERIAL
WETCAST

RETAINING BLOCK DIMENSIONS


• 24"L x 6"H	• 36"L x 12"H	• 54"L x 12"H	• 72"L x 12"H
• 36"L x 6"H	• 42"L x 12"H	• 60"L x 12"H	• 60"L x 18"H
• 48"L x 6"H	• 48"L x 12"H	• 66"L x 12"H	• 48"L x 24"H

• Corner and Freestanding Blocks also available.

Retaining Blocks are 18-24" deep. Pallets are assembled with multiple block sizes. All dimensions are nominal.

COLOR
OPTIONS

FOND DU LAC




SLATE GRAY




LAKESHORE BLEND



LIMESTONE



TERRAIN





Belvedere® Wall and Column in Fond Du Lac



Learn More

Belvedere® Wall in Slate Gray

BELVEDERE®

Rustic in aesthetic and rich in texture with the visual impact of weathered fieldstone, for garden walls and seat walls that stand without peer.

MATERIAL
WETCAST

BLOCK DIMENSIONS

- 6"L x 9"D x 3"H
- 12"L x 9"D x 3"H
- 18"L x 9"D x 3"H
- 6"L x 9"D x 6"H
- 12"L x 9"D x 6"H
- 18"L x 9"D x 6"H

• Corner and Coping Blocks also available.

Wall blocks are wedge shaped to create natural looking straight and curved walls. Weathered limestone faces on front and back. Dimensions are nominal.

COLOR
OPTIONS

FOND DU LAC



SLATE GRAY



LIMESTONE



TERRAIN



HEARTWOOD



Heartwood Wall in Slate Gray



Learn More

HEARTWOOD

Beautiful, wood-grain textures with long lasting durability, excellent for freestanding seat walls and garden retaining walls.

MATERIAL
WETCAST

BLOCK DIMENSIONS

- Full Block: 42"L x 8"D x 6"H
- Half Block: 21"L x 8"D x 6"H

Dimensions are nominal

COLOR
OPTIONS

FOND DU LAC



SLATE GRAY



LIMESTONE



TERRAIN



DIMENSIONAL



Learn More

DIMENSIONAL

Simple and elegant: uniform size and generous assortment of natural textures, for garden walls and seat walls that are as beautiful as they are easy to build.

MATERIAL
WETCAST


BLOCK DIMENSIONS

• Straight: 12"L x 8"D x 4"H

Dimensions are nominal

COLOR
OPTIONS


FOND DU LAC



SLATE GRAY



LIMESTONE



TERRAIN



Dimensional Wall in Fond Du Lac

GAUGE SELECT





Learn More

Gauge Select Slabs in Dune and Summit Blend

GAUGE SELECT

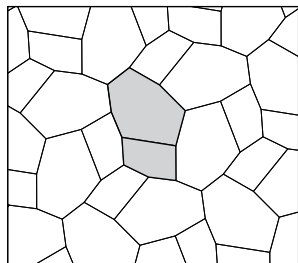
Large format, natural cleft flagstone with a gauged thickness, easy to install pattern and salt-proof surface.

MATERIAL
TEKTRAMAT®

UNIT DIMENSIONS

- 60"L x 42"W x 1"H
- 36"L x 23"W x 1"H

PATTERN




COLOR
OPTIONS

BLUESTONE



SUMMIT



DUNE



CHARCOAL





Mid-Century Slabs in Summit



Learn More

Mid-Century Slabs in Bluestone

MID-CENTURY

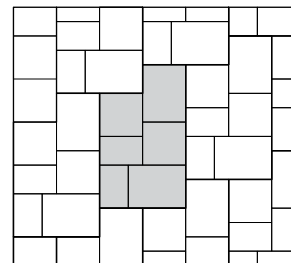
Large format, thermal-finish slabs with clean, modern lines, easy to install pattern and salt-proof surface.

MATERIAL
TEKTRAMAT®

UNIT DIMENSIONS


- 36"L x 24"W x 1"H
- 36"L x 36"W x 1"H
- 48"L x 36"W x 1"H

PATTERN




COLOR
OPTIONS

BLUESTONE



SUMMIT



DUNE



CHARCOAL



MONTROSE





Learn More

Montrose Slabs in Dune

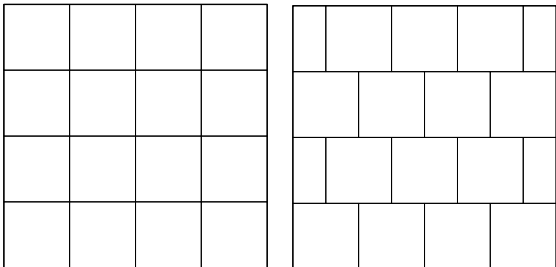
MONTROSE

Big and bold thermal-finish slabs with modern styling, rapid installation, and a salt-proof surface.

MATERIAL
TEKTRAMAT®

UNIT DIMENSIONS
• 42"L x 42"W x 1"H

PATTERNS




COLOR
OPTIONS

BLUESTONE



SUMMIT



DUNE



CHARCOAL







Learn More

Arcadia Slabs in Dune and Summit Blend

ARCADIA


Bold, thermal-finish slabs with a salt-proof surface. The modern trapezoid shape allows for numerous pattern options and rapid installation.

MATERIAL
TEKTRAMAT®


UNIT DIMENSIONS
• 36"L x 15.5"W x 1.25"H

PATTERNS

ONE-COLOR



TWO-COLOR



Visit highformat.com for additional pattern ideas.

COLOR
OPTIONS

BLUESTONE



SUMMIT



DUNE



CHARCOAL



TETRA NATURAL CLEFT



Learn More

Tetra Natural Cleft Slabs in Charcoal

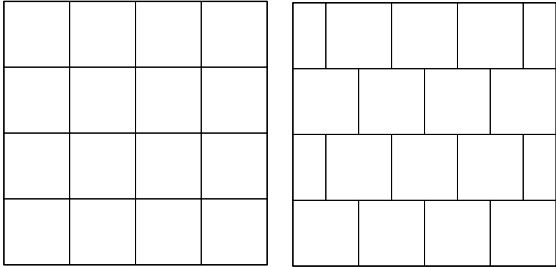
TETRA NATURAL CLEFT

Bold, natural cleft slabs with modern styling, rapid installation, and a salt-proof surface.

MATERIAL
TEKTRAMAT®


UNIT DIMENSIONS
· 30"L x 30"W x 1.25"H

PATTERNS



COLOR
OPTIONS

BLUESTONE



SUMMIT



DUNE



CHARCOAL



TETRA THERMAL



Learn More

Tetra Thermal Slabs in Summit

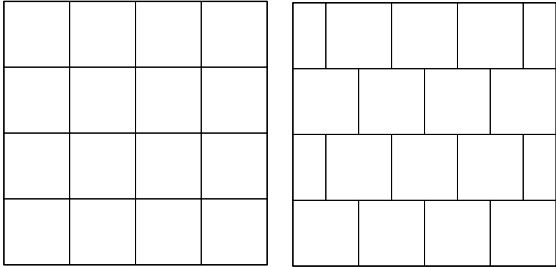
TETRA THERMAL

Bold, thermal-finish slabs with modern styling, rapid installation, and a salt-proof surface.

MATERIAL
TEKTRAMAT®

UNIT DIMENSIONS
• 30"L x 30"W x 1.25"H

PATTERNS




COLOR
OPTIONS

BLUESTONE



SUMMIT



DUNE



CHARCOAL



GRAND FLAGSTONE



Learn More

Grand Flagstone in Fond Du Lac

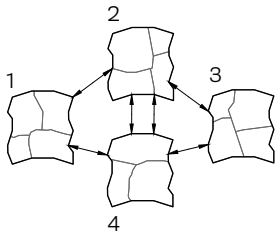
GRAND FLAGSTONE

Irregular slabs providing a natural and timeless focal point for any landscape. Four interlocking layers all the same size, each with three to four unique pieces.

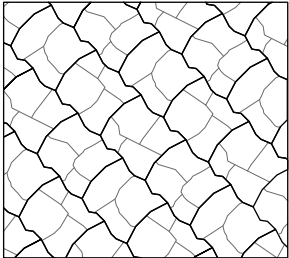
MATERIAL
WETCAST
VIBRALOCK®

LAYER DIMENSIONS
• 42"L x 38"W x 1.75"H

CONNECTING
LAYERS



PATTERN



COLOR
OPTIONS

FOND DU LAC



SLATE GRAY



LIMESTONE



TERRAIN



DIMENSIONAL FLAGSTONE

SLABS & PAVERS



Learn More

Dimensional Flagstone in Bluestone

DIMENSIONAL FLAGSTONE

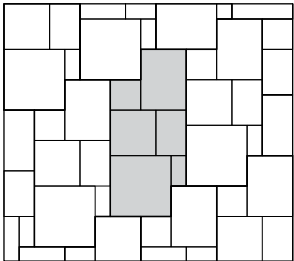
Six rectilinear shapes replicate the classic look of dimensional-cut sedimentary stone, with greater durability and more consistent edge profiles.

MATERIAL
WETCAST
VIBRALOCK®

UNIT DIMENSIONS

- 12"L x 6"W x 2"H
- 12"L x 12"W x 2"H
- 18"L x 12"W x 2"H
- 18"L x 18"W x 2"H
- 24"L x 18"W x 2"H
- 24"L x 24"W x 2"H

PATTERN



COLOR
OPTIONS

BLUESTONE



FOND DU LAC



SLATE GRAY



LIMESTONE



TERRAIN



NEW MISSION



Learn More

New Mission in Fond Du Lac

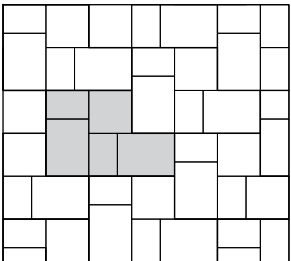
NEW MISSION

Interlocking pavement on a generous scale, with showstopping texture and an elegant “random” pattern. Perfect for residential traffic.

TECHNOLOGY
WETCAST
VIBRALOCK®

UNIT DIMENSIONS
• 6”L x 9”W x 2.75”H
• 9”L x 9”W x 2.75”H
• 12”L x 9”W x 2.75”H
Nominal Dimensions

PATTERN



COLOR
OPTIONS

FOND DU LAC



SLATE GRAY



BLUESTONE



LIMESTONE



TERRAIN



TRAVERTINE



Learn More

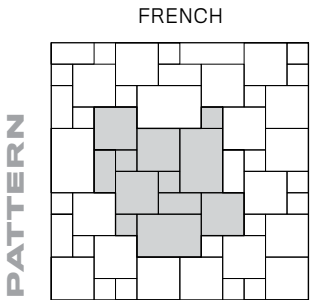
Silverek Antiqued in French Pattern

SILVEREK

High-quality natural travertine pavers in a mixture of warm taupe and gray shades.

MATERIAL
NATURAL STONE

PATTERNS | UNITS
· French Pattern: Blend of 8"x8", 8"x16", 16"x16", 16"x24" at 1.25"H
Contact your local rep for additional sizes and finishes.



TRAVERTINE



Learn More


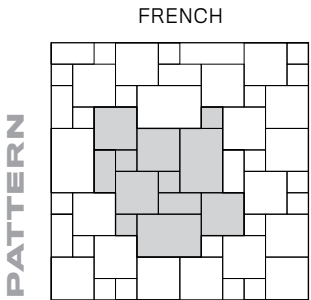
Fossil Antiqued in French Pattern

FOSSIL

High-quality natural travertine pavers in a blend of dark taupe and gray shades.

MATERIAL
NATURAL STONE

PATTERNS | UNITS
· French Pattern: Blend of 8"x8", 8"x16", 16"x16", 16"x24" at 1.25"H
Contact your local rep for additional sizes and finishes.



TRAVERTINE



Learn More

Sterling Antiqued in French Pattern


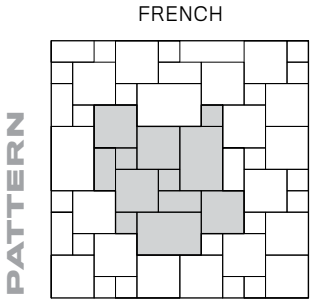
STERLING

High-quality natural travertine pavers in a blend of light taupe and gray shades.

MATERIAL
NATURAL STONE

PATTERNS | UNITS

· French Pattern: Blend of 8"x8", 8"x16", 16"x16", 16"x24" at 1.25"H
Contact your local rep for additional sizes and finishes.





Learn More

Sahara Antiqued in French Pattern

SAHARA

High-quality natural travertine pavers in swirls of soft, milky creams and white.

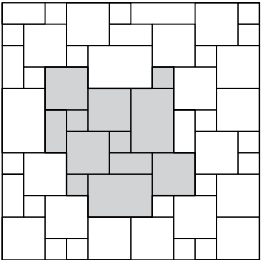
MATERIAL
NATURAL STONE

PATTERNS | UNITS

· French Pattern: Blend of 8"x8", 8"x16", 16"x16", 16"x24" at 1.25"H
Contact your local rep for additional sizes and finishes.

PATTERN

FRENCH



TEXTURE

ANTIQUED



TRAVERTINE



Learn More

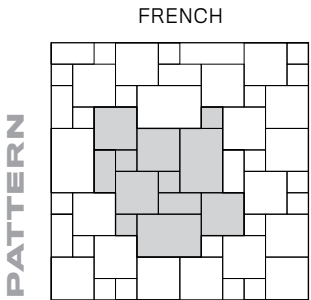
Devon Antiqued in French Pattern

DEVON

High-quality natural travertine pavers in blends of taupes and browns.

MATERIAL
NATURAL STONE

PATTERNS | UNITS
· French Pattern: Blend of 8"x8", 8"x16", 16"x16", 16"x24" at 1.25"H
Contact your local rep for additional sizes and finishes.



TRAVERTINE




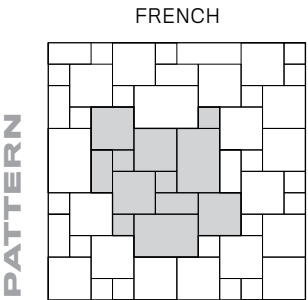
Champagne Antiqued in French Pattern

CHAMPAGNE

High-quality natural travertine pavers in blends of cream and taupe.

MATERIAL
NATURAL STONE

PATTERNS | UNITS
• French Pattern: Blend of 8"x8", 8"x16", 16"x16", 16"x24" at 1.25"H
Contact your local rep for additional sizes and finishes.



MARBLE



Learn More

AZURE

High-quality natural marble pavers in cool grays and soft blue tones.

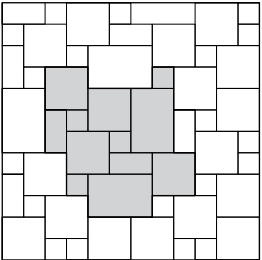
MATERIAL
NATURAL STONE

PATTERNS | UNITS

• French Pattern: Blend of 8"x8", 8"x16", 16"x16", 16"x24" at 1.25"H
Contact your local rep for additional sizes and finishes.


PATTERN

FRENCH




TEXTURE
OPTIONS

ANTIQUED



SANDBLASTED



Azure Antiqued in French Pattern

MARBLE



Learn More

Glacier Sandblasted in French Pattern

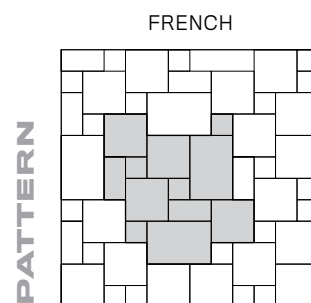
GLACIER

High-quality natural marble pavers in cool grays and soft white tones.

MATERIAL
NATURAL STONE

PATTERNS | UNITS

· French Pattern: Blend of 8"x8", 8"x16", 16"x16", 16"x24" at 1.25"H
Contact your local rep for additional sizes and finishes.



TEXTURE
OPTIONS

ANTIQUED



SANDBLASTED



STEPPERS







Learn More

Superior Steppers in Slate Gray

SUPERIOR STEPPERS

An assortment of eight generously-sized stepping stones, perfect for rustic walkways and meandering garden pathways.

MATERIAL	UNIT DIMENSIONS
WETCAST	· 27"L x 21"W x 2"H Nominal Dimensions

	FOND DU LAC	SLATE GRAY	LIMESTONE	TERRAIN
COLOR OPTIONS				

STEPS



5' Empire Steps in Fond Du Lac



Learn More

EMPIRE STEPS

Beautiful and durable step treads with a crisp splitface texture on all four sides, a lightly textured walking surface and a consistent 7-inch rise.

MATERIAL
WETCAST

COLOR
OPTIONS

FOND DU LAC



SLATE GRAY



LIMESTONE



TERRAIN



FACE
TEXTURE

SPLITFACE



SIZE AND
UNITS

3' STEP

Dimensions: 36"L x 18"W x 7"H



4' STEP

Dimensions: 48"L x 21"W x 7"H



5' STEP

Dimensions: 60"L x 24"W x 7"H



6' STEP

Dimensions: 72"L x 30"W x 7"H



STEPS



Learn More

6' Dimensional Steps in Limestone

DIMENSIONAL STEPS

The look of quarried stone treads, with greater durability and consistent 7-inch rise.

MATERIAL
WETCAST

COLOR
OPTIONS

FOND DU LAC



SLATE GRAY



LIMESTONE



TERRAIN



SIZE AND
FACE TEXTURE

4' STEP

Dimensions: 48"L x 18"W x 7"H
Face Texture: Snapped



3' STEP*

Dimensions: 36"L x 18"W x 7"H
Face Texture: Guillotine

*Special Order



6' STEP

Dimensions: 72"L x 30"W x 7"H
Face Texture: Snapped



4' XL STEP*

Dimensions: 48"L x 24"W x 7"H
Face Texture: Chiseled

*Special Order



STEPS



6' Irregular Steps in Fond Du Lac



Learn More

IRREGULAR STEPS

The upscale look of weathered limestone slabs, with greater durability and consistent 7-inch rise.

MATERIAL
WETCAST

COLOR
OPTIONS

FOND DU LAC



SLATE GRAY



LIMESTONE



TERRAIN



SIZE AND
UNITS

STANDARD
(RANDOM ASSORTMENT)
Dimensions are nominal.
Face Texture: Weathered



6' IRREGULAR
(1 OF EACH PER PALLET)
Dimensions: 72"L x 30"W x 7"H
Dimensions are nominal.
Face Texture: Snapped



UNIT A
Dimensions: 54"L x 24"W x 7"H



UNIT B
Dimensions: 60"L x 24"W x 7"H



UNIT C
Dimensions: 42"L x 17"W x 7"H



UNIT D
Dimensions: 48"L x 28"W x 7"H



UNIT E
Dimensions: 42"L x 26"W x 7"H



UNIT F
Dimensions: 48"L x 24"W x 7"H

Side A



STEP A

Side B

Side A



STEP B

Side B

Side A



STEP C

Side B

STEPS

FIRE PIT



Learn More

Belvedere® Fire Pit Kit in Slate Gray

BELVEDERE®

Rustic and rich in texture with the impact of natural fieldstone, this welcome addition provides warmth both literally and stylistically.

MATERIAL
WETCAST

FINISHED DIMENSIONS
• 58" Diameter x 14-1/2"H

COLOR
OPTIONS

FOND DU LAC



SLATE GRAY



LIMESTONE



TERRAIN



INSERT
OPTIONS

STANDARD

Burn Mechanism: Steel Liner in Black
Fuel: Wood
Internal Area: 37" Diameter
Lid: N/A



SMOKELESS

Burn Mechanism: Breeo® Smokeless Liner in Stainless Steel
Fuel: Dry Wood
Internal Area: 30" Diameter
Lid: Stainless Steel Included



GAS

Burn Mechanism: Gas Burner with Steel Pan in Black
Fuel: Natural Gas / LP*
Internal Area: 37" Diameter
Kit: Includes Media and Log Set
Lid: N/A

*LP to be specified at the time of ordering



FIRE PIT



Kodah® Fire Pit Kit with Breeo® Smokeless Insert in Fond Du Lac



Learn More

KODAH®

Boasting snapped limestone textures and enough ledge surface for all your drinks and s'mores.

MATERIAL
WETCAST

FINISHED DIMENSIONS
• 51"L x 51"W x 12"H

COLOR
OPTIONS

FOND DU LAC



SLATE GRAY



LIMESTONE



TERRAIN



INSERT
OPTIONS

STANDARD

Burn Mechanism: Steel Liner in Black
Fuel: Wood
Internal Area: 28" Square
Lid: N/A



SMOKELESS

Burn Mechanism: Breeo® Smokeless Liner in Stainless Steel
Fuel: Dry Wood
Internal Area: 24" Square
Lid: Stainless Steel Included



GAS

Burn Mechanism: Gas Burner with Steel Pan in Black
Fuel: Natural Gas / LP*
Internal Area: 28" Square
Kit: Includes Media and Log Set
Lid: N/A

*LP to be specified at the time of ordering



FIRE PIT



Dimensional Fire Pit Kit in Fond Du Lac



Learn More

DIMENSIONAL

Thirty-six blocks plus one liner equals a firepit anyone can build. Simple elegance to add warmth to your outdoor space.

MATERIAL
WETCAST

FINISHED DIMENSIONS
• 44"L x 44"W x 12"H

COLOR
OPTIONS

FOND DU LAC



SLATE GRAY



LIMESTONE



TERRAIN



INSERT
OPTIONS

STANDARD

Burn Mechanism: Steel Liner in Black
Fuel: Wood
Internal Area: 28" Square
Lid: N/A



SMOKELESS

Burn Mechanism: Breeo® Smokeless Liner in Stainless Steel
Fuel: Dry Wood
Internal Area: 24" Square
Lid: Stainless Steel Included



GAS

Burn Mechanism: Gas Burner with Steel Pan in Black
Fuel: Natural Gas / LP*
Internal Area: 28" Square
Kit: Includes Media and Log Set
Lid: N/A

*LP to be specified at the time of ordering



COPING



Dimensional Coping in Superior Buff



Dimensional Coping in Slate Gray



Learn More

DIMENSIONAL COPING

Natural textures and a chiseled edge combined with modern shapes and consistent thickness, creates a stunning finish.

SUPERIOR BUFF



SLATE GRAY



LIMESTONE



COLOR
OPTIONS

MATERIAL WETCAST

UNIT DIMENSIONS

- 24"L x 12.5"D x 2.5"H
- 18"L x 12.5"D x 2.5"H
- 19"L x 12.5"D x 2.5"H (End)

COPING



Camden Coping in Summit



Camden Coping in Charcoal



[Learn More](#)

CAMDEN COPING

An attractive wall accent or stair tread, rock-faced on front and back, with a lightly surfaced top and a wear-proof surface.

MATERIAL
TEKTRAMAT®

UNIT DIMENSIONS
· 48"L x 12"D x 2"H

	BLUESTONE	SUMMIT	DUNE	CHARCOAL
COLOR OPTIONS				

COPING



Learn More

Belvedere® Coping in Slate Gray



Fossil Bullnose Coping



Learn More

BELVEDERE® COPING

A weathered fieldstone texture highlighted by irregular shapes. Perfect for seat and retaining wall applications.


MATERIAL
WETCAST

UNIT DIMENSIONS

- 6"L x 10.25"D x 2.25"H
- 12"L x 10.25"D x 2.25"H
- 18"L x 10.25"D x 2.25"H
- 18"L x 10.25"D x 2.25"H (Left End)
- 18"L x 10.25"D x 2.25"H (Right End)

COLOR
OPTIONS

FOND DU LAC




SLATE GRAY



LIMESTONE



TERRAIN



NATURAL STONE COPING & TREADS

High-quality coping that coordinates with our natural stone pavers

MATERIAL
NATURAL STONE

UNIT DIMENSIONS

- 12"D x 24"L x 2"H
- Contact your local rep for additional sizes, colors, finishes and profiles.

BULLNOSE EDGE

OPTIONS

SILVEREK ANTIQUED
TRAVERTINE



STERLING ANTIQUED
TRAVERTINE



FOSSIL ANTIQUED
TRAVERTINE



SAHARA ANTIQUED
TRAVERTINE



DEVON ANTIQUED
TRAVERTINE



CHAMPAGNE ANTIQUED
TRAVERTINE



AZURE ANTIQUED
MARBLE



GLACIER ANTIQUED
MARBLE



GLACIER SANDBLASTED
MARBLE



COLUMN CAPS



Learn More

27" Belvedere® Texture Column Cap in Slate Gray

34" Camden Column Cap in Summit



Learn More

DIMENSIONAL CAP

Large format and subtle textures, designed to coordinate with HIGH FORMAT® wall products.

MATERIAL
WETCAST

UNIT DIMENSIONS

- Available Sizes
- 24"L x 24"D x 2.5"H
 - 27"L x 27"D x 2.5"H
 - 30"L x 30"D x 3"H
 - 34"L x 34"D x 3"H

CAMDEN CAP

Durable and attractive pillar caps, rock-faced on four sides, with a lightly textured top. Resistant to UV degradation.

MATERIAL
TEKTRAMAT®

UNIT DIMENSIONS

- Available Sizes
- 24"L x 24"D x 2.25"H
 - 28"L x 28"D x 2.25"H
 - 34"L x 34"D x 2.25"H

24", 30" AND 34"

SUPERIOR BUFF

SLATE GRAY

LIMESTONE



27" (BELVEDERE® TEXTURE)

FOND DU LAC

SLATE GRAY

LIMESTONE




24", 28" AND 34"

BLUESTONE

SUMMIT

DUNE

CHARCOAL





LIFETIME LIMITED WARRANTY

We want you to feel comfortable and confident when starting your project. That's why we make sure you have the resources you need to get the job done right. Everything we make, we back with a lifetime limited warranty.

HIGH FORMAT® products as manufactured by HIGH FORMAT® are backed by a lifetime limited warranty from the manufacturer to the original end user for products used in residential applications. This assurance of product quality guarantees the structural integrity of these products and is applicable where products have been correctly installed to manufacturer's specifications. Any properly installed hardscape material manufactured by HIGH FORMAT® that structurally fails due to the concrete in the product not meeting the design strength specification will be replaced by the manufacturer. The following items are not covered by this warranty: color variances and the appearance of surface stains resulting from chemical reasons such as efflorescence or differential curing; damage caused by installation, misuse or abuse of the materials; deterioration caused by de-icing salts or fertilizers; damage resulting from sub-grade settlement or movement, hairline cracks that do not affect the structural performance of the product, spalling of less than three percent of the surface area, contact with chemicals or paint, discoloration due to airborne contamination, staining, oxidation, or improper sealing (collectively, "Exclusions"). Products purchased must be registered with the manufacturer within 60 days of end user's purchase for warranty to be valid. You may register your project at [HIGHFORMAT.COM/WARRANTY](https://www.highformat.com/warranty).

HIGH FORMAT® EXPRESSLY DISCLAIMS ANY WARRANTY, EXPRESS OR IMPLIED, RELATED TO THE EXCLUSIONS DESCRIBED ABOVE. FURTHER, HIGH FORMAT® EXPRESSLY DISCLAIMS ANY WARRANTY, EXPRESS OR IMPLIED, RELATED TO PRODUCTS DESIGNED AND MANUFACTURED BY MANUFACTURERS OTHER THAN HIGH FORMAT®. ALL NATURAL STONE PRODUCTS SOLD BY HIGH FORMAT® ARE SOLD "AS-IS".

All warranty claims must be made prior to the removal or disposal of the defective product. Warranty claims will be reviewed by a company representative and may require samples of defective product for analysis. Warranty does not include removal, installation, or transportation to replace the material. Warranty is not transferable and is extended to the original end user only. Proof of purchase is required.

For additional questions please contact us at (877) 777-6558

NOTE: This warranty applies to Wetcast, TEKTRAMAT®, and VIBRALOCK® products only; natural stone products are not covered under our lifetime limited warranty.

GENERAL INFORMATION

COLOR

We at HIGH FORMAT®, along with our media partners, do our best to produce print and digital materials that accurately reflect the true shades and tones of our product. However, we cannot guarantee perfect color matching for project photos, color swatches, or other picture representations. Final color selection should be made from actual material which can be viewed at your local dealer location.

Integral pigments are incorporated into the raw materials for all HIGH FORMAT® products to intentionally produce subtle shades and color variations throughout each block or paver. Therefore no product seen in a photograph will be precisely duplicated. For the most natural appearance, install products from multiple pallets simultaneously. This will create a blended, natural look.

EFFLORESCENCE

Efflorescence is a naturally occurring, chalky, white residue commonly found on concrete surfaces. The presence of efflorescence in no way degrades the integrity of any product. It can usually be removed with efflorescence cleaners and often washes away over time. HIGH FORMAT® does not cover the presence of efflorescence under warranty.

PACKAGING

Variation in color can occur where packaging comes into contact with the product. Often, these variations will fade with time. This does not affect the integrity of the material, and it is not considered to be a defect. Color variation caused by contact with packaging materials is not covered under warranty.

POLYMERIC HAZE

Improper installation of ancillary polymeric sand products may result in the presence of polymeric haze. This discoloration can potentially mute the vibrant colors of concrete products. Hazing is not indicative of the quality of the HIGH FORMAT® product, and should not be considered a source of concern for the product's durability. Because HIGH FORMAT® cannot regulate selection or installation of aftermarket accessory materials, we do not warranty against the presence of polymeric haze. In general, polymeric haze can be cleaned and washes away over time.

HEAVY EQUIPMENT

The broad surface dimensions of HIGH FORMAT®'s slab products are not engineered for vehicular traffic and compaction equipment.

NORMAL MAINTENANCE AND CARE

As with any product that is continually exposed to the natural environment, cleaning and care may be desired over time to maintain the appearance of your hardscapes. Generous rinsing with water and light scrubbing with a stiff, plastic bristle brush is generally the best way to remove dirt that has accumulated over time. Cleaners and mild detergent designed to be used on concrete products may be used as well. Always follow all manufacturer instructions and test on a small area when using any cleaner. Power washers may cause damage at close range.

WINTER CARE

All metal snow shovels and snow blower blades have the potential to damage concrete surfaces. All snowplows, snow blowers and shovels used to clear HIGH FORMAT® products of snow should use plastic blades or guards. De-icing salts will damage concrete and should not be used with HIGH FORMAT® products unless they are made with TEKTRAMAT® technology. HIGH FORMAT® does not cover damage done by snow removal, de-icing, or improper loading under warranty.

NATURAL STONE

Natural stone is a product of nature. Surface texture and color will vary piece to piece and crate to crate. Our partnering quarries work hard to ship consistent, high quality product, but you should expect variation. Samples are suggested, but will not guarantee color. We highly recommend all material be delivered prior to installation and that available material is blended throughout your project. Each installation will be uniquely different and perfectly created in nature!

HIGHFORMAT.COM
(877) 777-6558

05481 US 31 SOUTH, CHARLEVOIX, MI 49720

