



BELGARD
PAVES THE WAY



BRANDS THAT BRING OUTDOOR LIVING TO LIFE

Together with our fellow Oldcastle® APG brands, we not only transform outdoor spaces, we transform the way families exist in those spaces. In the following pages, enjoy inspiration and resources for your own outdoor transformation, including ideas for pairing Belgard with other products to bring your outdoor vision to life.

A FAMILY OF BRANDS



MoistureShield
COMPOSITE DECKING



ECHELON




Techniseal

Barrette
OUTDOOR LIVING

Pebble Technology



Oldcastle APG
A CRH COMPANY



ECHELON
Echelon.com

BELGARD
Belgard.com

PEBBLETEC
PebbleTec.com

TECHNISEAL
Techniseal.com

SAKRETE
Sakrete.com

BARRETTE OUTDOOR LIVING
BarretteOutdoorLiving.com

MOISTURESHIELD
MoistureShield.com

SHOP BY APPLICATION



12 PAVERS

Artisan.....	p. 16
Metropolitan.....	p. 18
Natural.....	p. 30
Heritage.....	p. 40
Environmental.....	p. 50
Porcelain.....	p. 52



58 WALLS

Metropolitan.....	p. 60
Natural.....	p. 68
Heritage.....	p. 72



84 CUSTOMIZE YOUR SPACE

Artforms™.....	p. 86
Elements.....	p. 88
Fire Features.....	p. 90
Caps & Coping.....	p. 102
Curb, Edgers & Steps.....	p. 106
Paver Protection & Restoration.....	p. 110
Lighting.....	p. 111



METROPOLITAN

Smooth finish. Straight lines.

Paversp. 18
 Wallsp. 60
 Artforms™ Panel Systemp. 86
 Features.....p. 90



NATURAL

Look of slate and worn stone. Sculpted.

Paversp. 30
 Wallsp. 68
 Features.....p. 92



HERITAGE

Tumbled. Soft edges. Split face.

Paversp. 40
 Wallsp. 72
 Features.....p. 98

SHOP BY *COLLECTIONS*

BY BELGARD®


Organized by texture and style, each collection offers coordinated looks that pair well together or can be mixed and matched for a unique design.



ENVIRONMENTAL

Permeable. Eco-friendly.

Paversp. 50



PORCELAIN

High-definition. Unbeatable durability.

Paversp. 52
Features.....p. 104



ARTISAN

Hand-tooled. Contemporary.


Get ready for an explosion of creativity with new and unique textures designed for elegant, contemporary outdoor living.

Paversp. 16

YOUR DREAMS NOW **A-REALITY.**

Picturing the perfect backyard has never been more simple. Now with Augmented Reality functionality built right into the Belgard Rooms platform, you can pick the top trending designs and instantly bring it to life in your own backyard.


try it



BELGARD
ROOMS

BROUGHT TO YOU BY
BELGARD DESIGN STUDIO

SEE ROOMS COME TO LIFE
WITH ANIMATED TOURS



BELGARD®



ROOMS GALLERY

From cozy, rustic kitchens to modern, spacious living rooms, take a scroll through some of our favorite backyards. Download one of our existing plans to use as a complete guide or a starting foundation and take the first step toward that backyard you've been dreaming of.

Filter **0**



Size



126 Rooms


Views: **30** 100 All



Natural Firepit
Living Room 3C



Natural Firepit
Living Room 2A




Metropolitan Firepit
Living Room 2C




Metropolitan Kitchen
6A



Natural Dining Room
1A



Natural Kitchen
3B



SHOP BY ROOM

With over 100 designs to choose from, Belgard Rooms can help you plan the ideal backyard addition. Choose from a variety of room sizes, styles and design features. Each room is designed to work alone or seamlessly pair with other rooms within the portfolio. For total backyard transformations, browse our library of beautifully coordinated Multi-Room Spaces.

NEW CREATIVE SPACES



design tip




Composite decking is an excellent choice for adding beautiful built-in seating to outdoor rooms. Visit MoistureShield.com




2019
Whitefish, MT



2021
Newport, RI



2018
Gig Harbor, WA



2020
Hilton Head Island, SC

ROOM *to* DREAM

8 YEARS OF INSPIRING OUTDOOR
LIVING DREAMS TOGETHER

Our long-term sponsorship of the HGTV® Dream Home means collaborating with top design professionals to create trend-forward outdoor spaces that inspire millions of homeowners. **Visit Belgard.com/HGTVDreamHome**

HGTV, HGTV Dream Home, HGTV Dream Home Giveaway and their associated logos are trademarks of Discovery or its subsidiaries and affiliates. All rights reserved. Photos © 2023 Discovery or its subsidiaries and affiliates. All rights reserved.


HGTV
DREAM HOME
PROUD SPONSOR 2023



STAY TUNED

Scan to see this year's home set in the heart of the Rocky Mountain high country, Morris, Colorado. #backyardbyBelgard






TIDEPOOL

Belgard's Colors of the Year



COLORS *OF THE*
YEAR

Adorn your outdoor designs with Belgard's Colors of the Year. Harmonizing tones that intertwine elements of land and sea to enhance your space with a soothing sense of calmness.



SEAGRASS

Belgard's Colors of the Year



POST-INSTALL SEALANT
Adds 3-5 years of weather protection
Color enhancing options available

TRUECOLOR™
Inline factory-applied sealer enhances
resistance to stains & fading

DURAFUSION™
Fused layer of ultra-fine aggregates for
enhanced color, texture & durability

FOUNDATION MIX
High-performance layer of
fine to large aggregates

CORE MIX
High-quality mix of fine to medium
aggregates & integrated color

➔ VISIT [Beldgard.com/Quality](http://Belgard.com/Quality)
FOR MORE INFORMATION

QUALITY TO THE CORE

Belgard pavers are the most trusted on the market with top quality materials and color blends in every paving stone. Depending on your product selections, there are additional options that can further enhance your paver designs or increase the durability of your outdoor spaces.

ENHANCEMENT OPTIONS	LIFETIME LIMITED WARRANTY	DURABILITY	SUPERIOR STRENGTH	WITHSTAND FADING	WEATHER RESISTANCE	STAIN RESISTANCE	ENHANCED ABSORPTION PROTECTION	ENHANCED COLORS	LASTING TEXTURE
Color Boost Sealer <i>See page 110</i>		•		•	•		•	•	•
Wet Look Sealer <i>See page 110</i>		•		•	•		•	•	•
T2™ <i>TrueColor + DuraFusion</i>	•	•	•	•	•	•	•	•	•
TrueColor™	•	•		•	•	•	•	•	
DuraFusion™	•	•	•		•		•	•	•
Artisan Textures <i>See collection on page 14</i>	•	•							•
Foundation Mix	•	•							•
Core Mix	•	•							•



*Look
for this*

to find products that can
be easily installed together
with minimal waste.

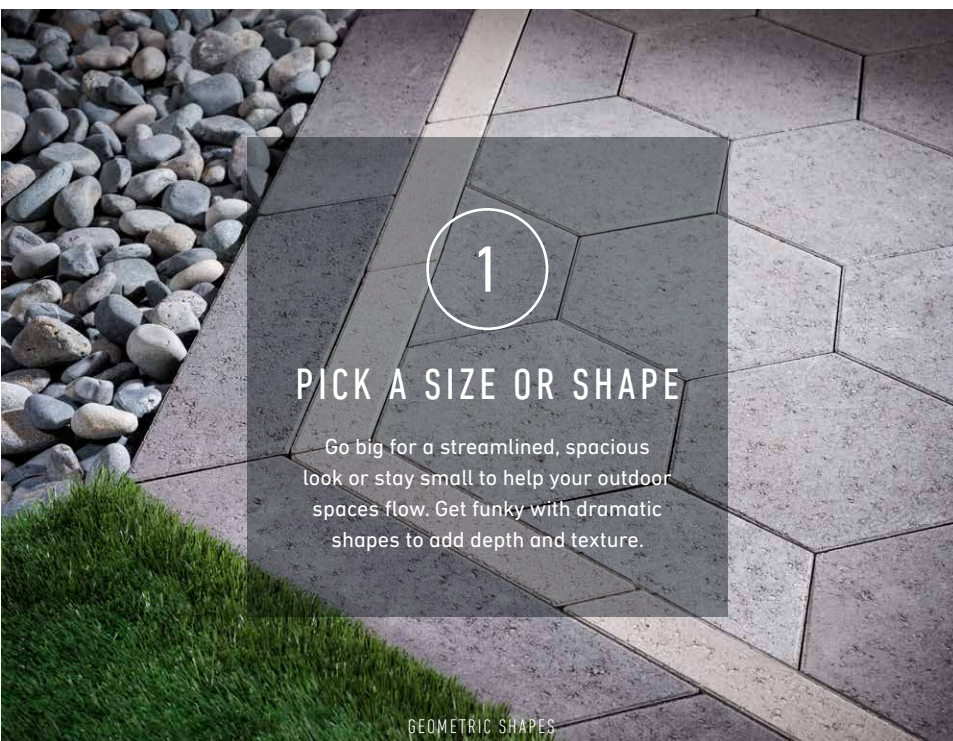


AN ARRAY OF COLORS, TEXTURES & SHAPES

DESIGNED TO PAIR EFFORTLESSLY TOGETHER

We've expanded our selections of modular pavers that are all designed in 3-inch increments to simplify the creation of custom outdoor spaces. Modular sizing provides a simpler design process, faster installation and less waste.

LARGE, SMALL & EVERYTHING IN-BETWEEN

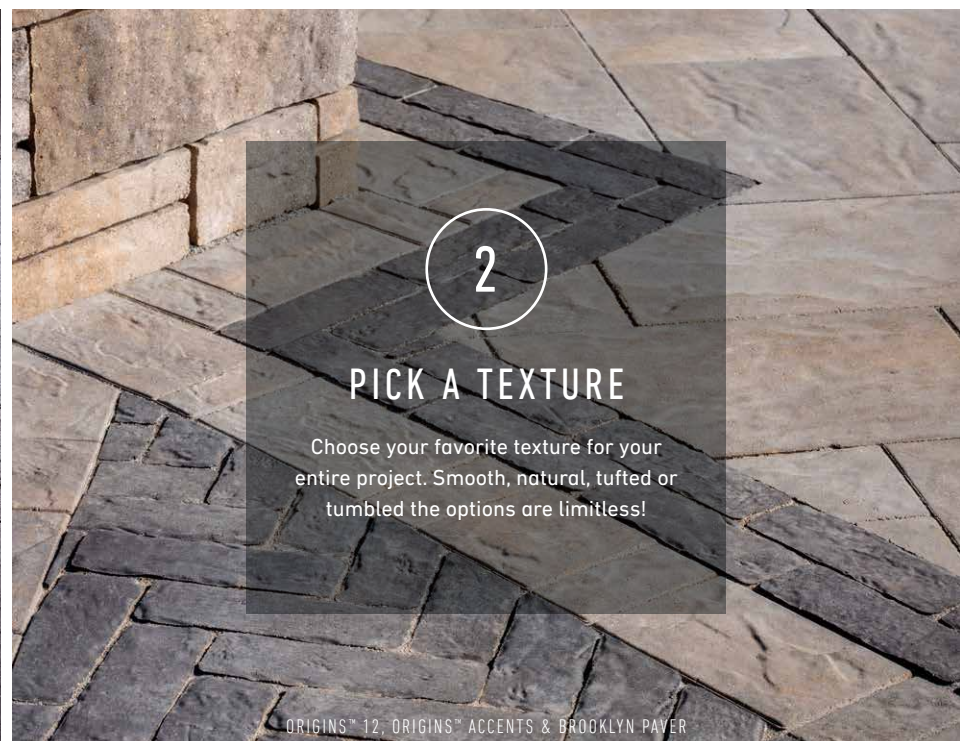


1

PICK A SIZE OR SHAPE

Go big for a streamlined, spacious look or stay small to help your outdoor spaces flow. Get funky with dramatic shapes to add depth and texture.

GEOMETRIC SHAPES

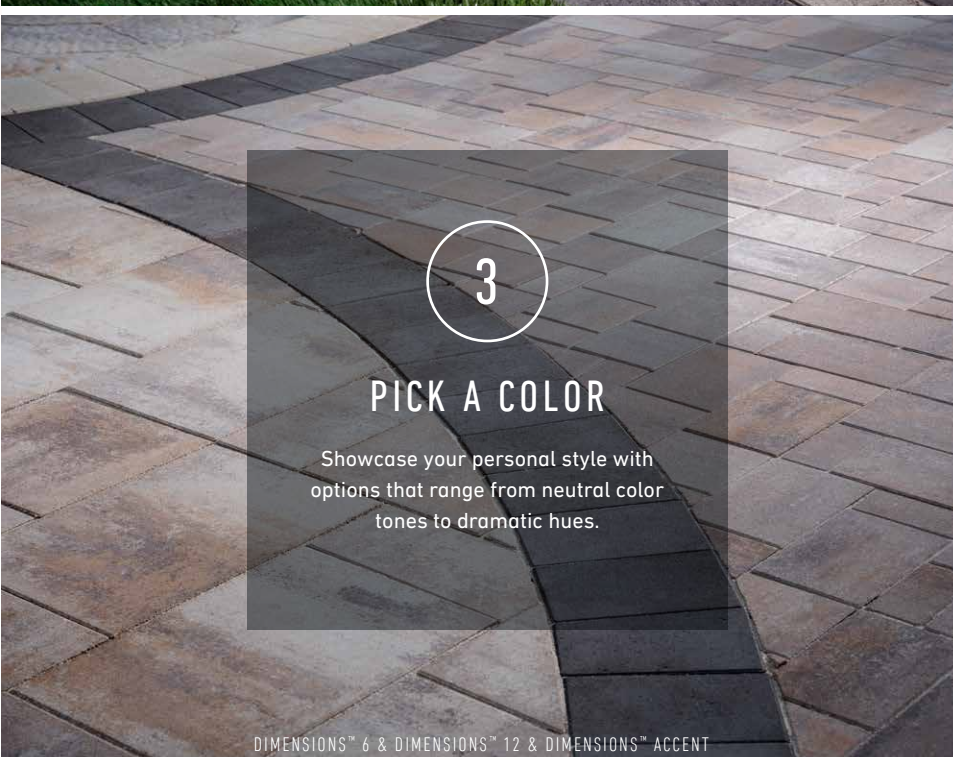


2

PICK A TEXTURE

Choose your favorite texture for your entire project. Smooth, natural, tufted or tumbled the options are limitless!

ORIGINS™ 12, ORIGINS™ ACCENTS & BROOKLYN PAVER

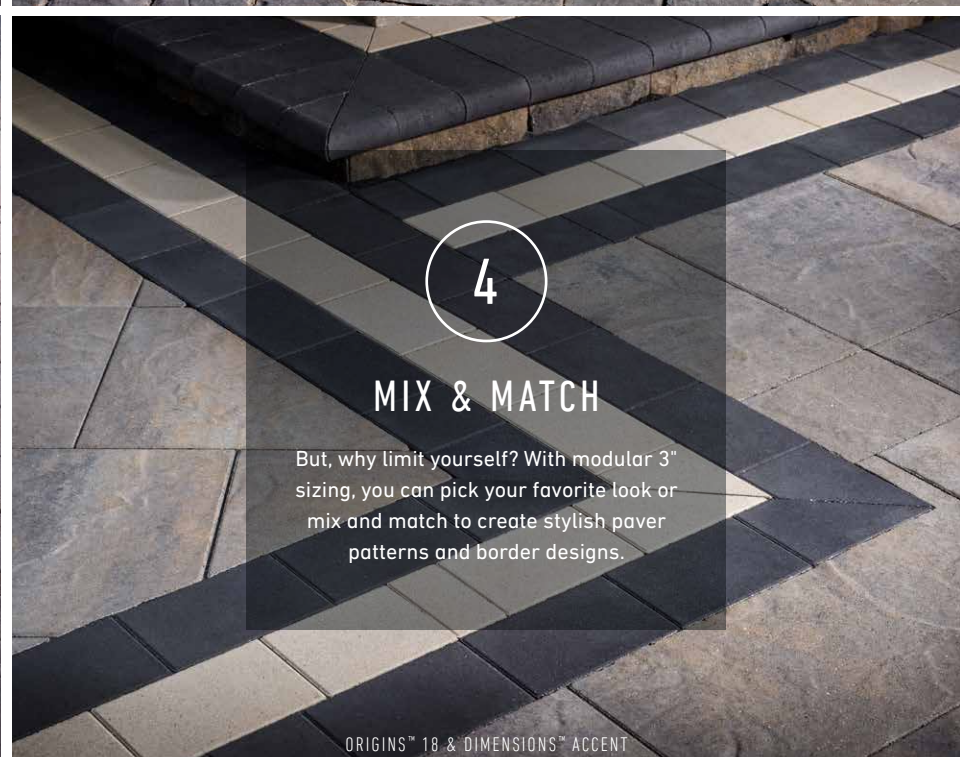


3

PICK A COLOR

Showcase your personal style with options that range from neutral color tones to dramatic hues.

DIMENSIONS™ 6 & DIMENSIONS™ 12 & DIMENSIONS™ ACCENT




4

MIX & MATCH

But, why limit yourself? With modular 3" sizing, you can pick your favorite look or mix and match to create stylish paver patterns and border designs.

ORIGINS™ 18 & DIMENSIONS™ ACCENT



ARTISAN

16
Basalt™

METROPOLITAN

18
Dimensions™

24
Dimensions™ Slab

26
Dimensions™ Accent

27
Geometric Shapes

28
Melville™ Plank

NATURAL

30
Mega-Libre®

32
Origins™

38
Origins™ Accent

HERITAGE

40
Belgian Cobble®

42
Brooklyn™

44
Cambridge Cobble®

45
Dublin Cobble®

46
Holland Stone

48
Old York™

ENVIRONMENTAL

50
Aqualine™

51
Turfstone™

PORCELAIN

52
Glocal

53
Lagoon

54
Noon

55
Quarziti 2.0

56
Verona™

LEGEND



UNIFORM
APPEARANCE



SLIGHT
VARIATION



MODERATE
VARIATION



SUBSTANTIAL
VARIATION



LOW SOLAR HEAT
ABSORPTION



MODULAR
SIZING



TRUECOLOR™



DURAFUSION™



T2™

slate • smooth • tumbled



PAVERS

INTRODUCING IN 2023


ARTISAN COLLECTION **A**



Basalt™



Textiles™



Papyrus™



Empire™



ARTISAN
COLLECTION **A**



T2™
TrueColor + DuraFusion

Please refer to page 9 for
more information.

NEW



BASALT™ 12

PAVER / 60MM



6 x 12

12 x 12

12 x 18



DANVILLE BEIGE



MIDNIGHT



SCANDINA GRAY





METROPOLITAN
COLLECTION

DURAFUSION™
Unmatched Durability
*Please refer to page 9 for
more information.*

 **DIMENSIONS 6™**
PAVER / 60MM



3 x 6

6 x 6

6 x 9



 COTSWOLD MIST



 DANVILLE BEIGE







DIMENSIONS™ 12

PAVER & SLAB / 60MM



6 x 12

12 x 12

12 x 18



 AMBER BEIGE



 CHESWICK



 COTSWOLD MIST




 DANVILLE BEIGE



 SCANDINA GRAY






 **DURAFUSION™**
Unmatched Durability
*Please refer to page 9 for
more information.*



DIMENSIONS™ 18

SLAB / 60MM



9 x 18

18 x 18

18 x 27



 **AMBER BEIGE**



 **CHESWICK**



 **COTSWOLD MIST**



 **DANVILLE BEIGE**



 **SCANDINA GRAY**








DURAFUSION™
Unmatched Durability

*Please refer to page 9 for
more information.*



DIMENSIONS™ SLAB

SLAB / 60MM



12 x 24

24 x 24

24 x 36



 AMBER BEIGE



 CHESWICK



 FOUNDRY



 LINEN



 SCANDINA GRAY





Belgard.com/HGTVdreamhome




DURAFUSION™
Unmatched Durability


Please refer to page 9 for more information.

DIMENSIONS™ ACCENT

ACCENT / 60MM



**Only available in Midnight & Moonlight*



 BOURBON



 MIDNIGHT



 MOONLIGHT

3 x 9* | 6 x 9

GEOMETRIC SHAPES


SPECIAL ORDER

PAVER / 60MM



TRUCCOLOR™
Pre-Sealed Promise

Please refer to page 9
for more information.



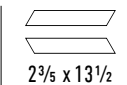
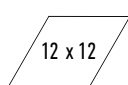
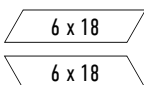
ARCTIC WHITE



BLACK DIAMOND



SCANDINA GRAY





 **DURAFUSION™**
 Unmatched Durability
Please refer to page 9 for more information.

MELVILLE™

PLANK / 60MM



 **COTSWOLD MIST**



 **SCANDINA GRAY**

5 x 19^{11/16}

5 x 15^{3/4}

5 x 11^{13/16}

7^{1/2} x 19^{11/16}

7^{1/2} x 15^{3/4}

7^{1/2} x 11^{13/16}

FINISH YOUR SPACE

For a cohesive look, add finishing touches to your space with these products that coordinate with the **Metropolitan Collection**. *Rendered by Belgard Design Studio*

MELVILLE™
FIREPLACE
PAGE 90

ARTFORMS™
PAGE 86

BARRETTE OUTDOOR LIVING®
ALUMINUM PERGOLA
BarretteOutdoorLiving.com

MOISTURESHIELD® MERIDIAN™
COMPOSITE DECKING
MoistureShield.com/Meridian

PEBBLETEC®
FIRE BOWL
PebbleTec.com

MELVILLE™ WALL AND CAP
PAGE 64

TRU-SCAPES®
MODERN PATH LIGHT
PAGE 111

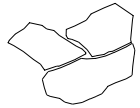
29

BELGARD.COM | 877-233-4273

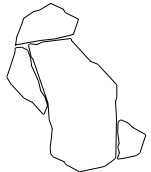


MEGA-LIBRE[®]

PAVER / 60MM



16 1/4 x 23 3/4



16 1/4 x 31

**Swatch represents product color only, not surface texture, dimension and/or shape*



COTSWOLD MIST



FOSSIL BEIGE



HARVEST BLEND



NEWPORT GRAY*





 **DURAFUSION™**
Unmatched Durability
*Please refer to page 9 for
more information.*

 **ORIGINS™ 6**
PAVER / 60MM



3 x 6

6 x 6

6 x 9



 **COTSWOLD MIST**




 **DANVILLE BIEGE**

design tip



Both designed in 3" increments, pair Origins™ with Dimensions™ to create visually interesting borders and inlay designs of varying textures.



DIMENSIONS ACCENT





TRUECOLOR™
Pre-Sealed Promise

*Please refer to page 9
for more information.*



DURAFUSION™
Unmatched Durability

*Please refer to page 9 for
more information.*



ORIGINS™ 12

PAVER & SLAB / 60MM



6 x 12

12 x 12

12 x 18



 ASHBURY HAZE



 COTSWOLD MIST



 DANVILLE BEIGE



 NEWPORT GRAY



HGTV
DREAM HOME
PROUD SPONSOR 2023

Belgard.com/HGTVdreamhome



design tip



Enliven your outdoor space with a splash of TIDEPOOL, one of Belgard's Colors of the Year. See page 8




DURAFUSION™
Unmatched Durability
Please refer to page 9 for more information.



ORIGINS™ 18

SLAB / 60MM



9 x 18

18 x 18

18 x 27



 ASHBURY HAZE



 COTSWOLD MIST



 DANVILLE BEIGE



 NEWPORT GRAY







 **DURAFUSION™**
 Unmatched Durability
Please refer to page 9 for more information.



ORIGINS™ ACCENT

ACCENT / 60MM



design tip

 Pops of texture can add visual interest to a contemporary linear design.



 BOURBON



 MIDNIGHT



 MOONLIGHT

6 x 9

FINISH YOUR SPACE

For a cohesive look, add finishing touches to your space with these products that coordinate with the **Natural Collection**. *Rendered by Belgard Design Studio*

**BARRETTE OUTDOOR LIVING® SANIBEL
DECORATIVE SCREEN PANELS**
BarretteOutdoorLiving.com

**MOISTURESHIELD® ELEVATE™
COMPOSITE DECKING**
MoistureShield.com/Elevate

**ELEMENTS™
GRILL & DOORS**
PAGE 88

LANDINGS™ STEP
PAGE 108

**TRU-SCAPES®
PAVER LIGHTS**
PAGE 111

**ASHLAR TANDEM™
WALL & CAP**
PAGE 66





PERMEABLE
OPTION

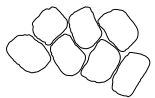
*with larger joints, proper
base and joint material.*

BELGIAN COBBLE[®]

PAVER / 60MM



VARIABLE x 23%



MIDNIGHT



MOONLIGHT

design tip



We recommend NOCO™
Polymeric Joint Sand for this
product. See page 110

CUSTOM CAP





T2™
TrueColor + DuraFusion

Please refer to page 9 for
more information.

NEW



BROOKLYN™
PAVER / 60MM



3 x 9



T2 CARMINE



T2 MIDNIGHT



T2 ROSEWOOD



T2 SCANDINA GRAY







TRUECOLOR™
Pre-Sealed Promise

*Please refer to page 9
for more information.*

CAMBRIDGE COBBLE®

PAVER / 60MM



 HARVEST BLEND



 LAPORTE



 PEWTER

6 x 6

6 x 9

DUBLIN COBBLE®

PAVER / 60MM



**Midnight only available in 6 x 9 accent
**Cotswold Mist is available in 3-piece combo and 6 x 9 accent*



COTSWOLD MIST**



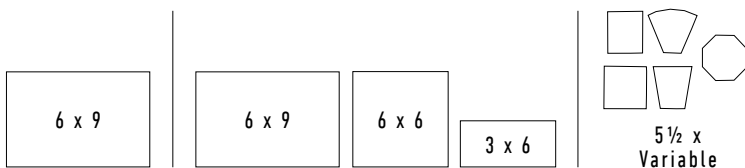
FOSSIL BEIGE



HARVEST BLEND





MIDNIGHT*





HOLLAND STONE

PAVER / 60MM



4 x 8



 **ASHBURY HAZE**



 **BOURBON**




 **COTSWOLD MIST**



 **GASCONY TAN**



 **MIDNIGHT**



 ANTIQUE



 HARVEST BLEND



 LAPORTE



 MIDNIGHT



 PEWTER







 **DURAFUSION™**
Unmatched Durability
*Please refer to page 9 for
more information.*

OLD YORK™

PAVER / 60MM



 **BOURBON**



 **MIDNIGHT**

3 15/16 x 7 7/8

FINISH YOUR SPACE

For a cohesive look, add finishing touches to your space with these products that coordinate with the **Heritage Collection**. *Rendered by Belgard Design Studio*

BARRETTE OUTDOOR LIVING®
VINYL PICKET FENCING
BarretteOutdoorLiving.com

MOISTURESHIELD® VISION™
COMPOSITE DECKING
MoistureShield.com/Vision


DIAMOND® 9D
WALL & CAP
PAGE 70

MARINA™ COPING
PAGE 102


WESTON STONE™
FIRE PIT
PAGE 100

AQUALINE™

PERMEABLE PAVER / 80MM



COTSWOLD MIST




GRAPHITE

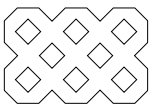
4 1/2 x 9

TURFSTONE™

GRID PAVER / 80MM




GREY



15 3/4 x 23 5/8

GLOCAL

CONCRETE FINISH



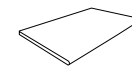
v2 CLASSIC
GC 05



v2 CLEAR
GC 01



v2 IDEAL
GC 03



UNICO

24 x 24

LAGOON

STONE FINISH

design tip

→ Create a sense of tranquility by enhancing your space with SEAGRASS, one of Belgard's Colors of the Year. See page 8



v2  MOONBEAM
LG 01 ST



v2  SHARKSKIN
LG 04 ST

24 x 48





NOON

WOOD FINISH



MIRAGE
Porcelain. Design. Sustainability.



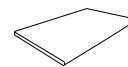
v4
DAYLIGHT
NN 01 ST



v4
EMBER
NN 02 ST



v3
HONEY
NN 03 ST



UNICO

8 x 48

12 x 48

QUARZITI 2.0

STONE FINISH



v3 MODERATE
GLACIER
QR 01 NAT



v3 MODERATE
MOUNTAINS
QR 02 NAT



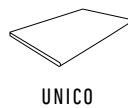
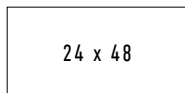
v3 MODERATE
WATERFALL
QR 03 NAT



v3 MODERATE
RIVER
QR 04 NAT



v3 MODERATE
MANTLE
QR 05 NAT



UNICO





VERONA™

STONE FINISH



v3 BLUE STONE
VR 01 ST



v3 PLATINUM
VR 04 ST



v3 TAOS
VR 02 ST



v4 YUKON
VR 03 ST

24 x 24

FINISH YOUR SPACE

For a cohesive look, add finishing touches to your space with these products that coordinate with the **Porcelain Collection**. *Rendered by Belgard Design Studio*

**BARRETTE OUTDOOR LIVING®
MIXED MATERIAL FENCING**
BarretteOutdoorLiving.com

PORCELAIN VENEER
Belgard.com/Veneer


**PEBBLETEC®
WATER FEATURES**
PebbleTec.com

PEBBLETEC® POOL FINISHES
PebbleTec.com

UNICO COPING
PAGE 104

**MOISTURESHIELD® MERIDIAN™
COMPOSITE DECKING**
MoistureShield.com/Meridian





METROPOLITAN

60
Diamond Pro®
Smooth Face

62
Easton Stone™
Universal

64
Melville Tandem™

66
Melville™ Wall

NATURAL

68
Ashlar Tandem™

70
Lamina Tandem™

HERITAGE

72
Diamond® 9D

74
Diamond Pro®

75
Diamond Pro Stone Cut®

76
Highland Stone®

78
Sterling®

80
Versa-Lok® Standard


81
Wellington Wall®

82
Weston Stone™
3-Piece & Universal

Belgard wall products are backed by the industry's foremost team of experts in the manufacture, design, installation, and maintenance of wall systems.



freestanding • retaining • garden



WALLS

DIAMOND PRO[®]

SMOOTH FACE
RETAINING WALL



**Swatch represents product color only, not surface texture, dimension and/or shape*



FOUNDRY



MOONLIGHT*




NEWPORT GRAY

H x W x D



8 x 18 x 12



4 x 18 x 12
Cap

See corner piece on page 124



EASTON STONE™

UNIVERSAL

FREESTANDING / RETAINING WALL




COTSWOLD MIST



FOSSIL BEIGE



HARVEST BLEND



MIDNIGHT

H x W x D




4 x 12 x 8



MELVILLE TANDEM™

FREESTANDING / RETAINING WALL



DANVILLE BEIGE



PEWTER

H x W x D



7 x 13³/₁₆ x 2⁵/₈



7 x 15⁹/₁₆ x 2⁵/₈



7 x 18⁷/₁₆ x 2⁵/₈




3¹/₄ x 24 x 15
Cap

See construction pieces on page 126 & U Start Base Block® on page 127

HGTV
DREAM HOME
PROUD SPONSOR 2022

Belgard.com/HGTVdreamhome





Integrate the cap block throughout the wall for a multi-dimensional look.

MELVILLE™ WALL

FREESTANDING / RETAINING WALL



COTSWOLD MIST



FOUNDRY



MIDNIGHT



MOONLIGHT

H x W x D




4 x 20 x 10



2 x 20 x 13*

*Can be used as cap and/or wall block



PEWTER



SCANDINA GRAY



SIENNA BLEND



ASHLAR TANDEM™

FREESTANDING / RETAINING WALL



PEWTER



SCANDINA GRAY



SHELBY BLEND

H x W x D



7 x 13³/₁₆ x 2⁵/₁₆



7 x 15¹³/₁₆ x 2⁵/₁₆



7 x 18⁷/₁₆ x 2⁵/₁₆




3¹/₄ x 24 x 15
Cap

See construction pieces on page 123



LAMINA TANDEM™

FREESTANDING / RETAINING WALL



**Swatch represents product color only, not surface texture, dimension and/or shape*



PEWTER

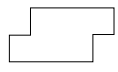


SCANDINA GRAY*



SIENNA BLEND

H x W x D




7 x 13³/₁₆ x 2⁵/₈



7 x 15¹³/₁₆ x 2⁵/₈



7 x 18⁷/₁₆ x 2⁵/₈



3¹/₄ x 24 x 15
Cap

See construction pieces on page 125



DIAMOND 9D

RETAINING WALL



ASHBURY HAZE



COTSWOLD MIST



GASCONY TAN

H x W x D



6 x 17 3/4 x 9



3 x 18 x 13
Cap





DIAMOND PRO[®]

STRAIGHT & BEVELED FACE

RETAINING WALL



**Only available in Straight Face **Available in Straight & Beveled Faces*



BUFF**



GRAY**



HARVEST BLEND*

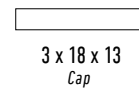


OXFORD CHARCOAL*



SHEFFIELD BLEND*

See corner on page 123



3 x 18 x 13
Cap




8 x 18 x 12

H
x
W
x
D

DIAMOND PRO STONE CUT®

RETAINING WALL



HARVEST BLEND



OXFORD CHARCOAL



SHEFFIELD BLEND

H x W x D



8 x 18 x 12




3 x 18 x 13
Cap

See corner and construction pieces on page 124

HIGHLAND STONE®

FREESTANDING / RETAINING WALL



**Swatch represents product color only, not surface texture, dimension and/or shape*



COTSWOLD MIST



HARVEST BLEND



SHEFFIELD BLEND



OXFORD CHARCOAL*

H x W x D



6 x 6 x 9



6 x 12 x 9



6 x 18 x 9

Freestanding



6 x 6 x 12




6 x 12 x 12



6 x 18 x 12


Retaining



3 x 18 x 13

Cap

See corner piece on page 125




design tip



This unique block can also be split to make column & corner units with easy-to-locate score lines.

STERLING®

FREESTANDING / RETAINING WALL / COLUMN



**Swatch represents product color only, not surface texture, dimension and/or shape*



COTSWOLD MIST



HARVEST BLEND



OXFORD CHARCOAL*




SANDSTONE

H x W x D



6 x 17 $\frac{3}{4}$ x 12



3 x 18 x 13
Cap

See pins on page 127



SHEFFIELD BLEND




STONE GRAY



VERSA-LOK[®]

STANDARD


FREESTANDING / RETAINING WALL



**Swatch represents product color only, not surface texture, dimension and/or shape*



OXFORD CHARCOAL*



STONE GRAY



3 x 18 x 13
Cap




6 x 16 x 12

H
x
W
x
D

WELLINGTON WALL®

FREESTANDING / RETAINING WALL



ASHBURY HAZE



COTSWOLD MIST




GASCONY TAN

H x W x D




6 x 9 x 10



6 x 12 x 10



6 x 18 x 10



3 x 18 x 13
Cap

See corner piece on page 128

WESTON STONE™

3-PIECE & UNIVERSAL

FREESTANDING / RETAINING WALL



COTSWOLD MIST



FOSSIL BEIGE



HARVEST BLEND



MIDNIGHT

(Only Available in Universal)

H x W x D




4 x 8 x 8



4 x 12 x 8



4 x 16 x 8



4 x 12 x 8

See page 100 for Weston Stone Fire Pit Kit.





ARTFORMS™ MODULAR PANEL SYSTEM

86

OUTDOOR KITCHENS & FIRE FEATURES

88

Elements™ Appliances & Accessories

90

Melville™ Series

92

Beaufort™ Series

94

Bordeaux™ Series

96

Bristol™ Series

98

Brighton™ Series

100

Weston Stone™
Fire Pit Kit

CAPS & COPING

102

Marina™ Coping

104

Unico Coping

EDGER

106

Anglia Edger®

STEPS

107

Granika Step®

108

Landings™ Step

PAVER RESTORATION

110

LIGHTING

111


accents • features • accessories



CUSTOMIZE YOUR SPACE

HGTV
DREAM HOME
 PROUD SPONSOR 2023
[Beldgard.com/HGTVdreamhome](http://Belgard.com/HGTVdreamhome)


NEW ARTFORMS™
 MODULAR PANEL SYSTEM



6 x 36

18 x 36

Artforms simplifies the design of contemporary outdoor living spaces. This unique modular panel system offers sleek lines and rich color blends to create eye-catching outdoor kitchens and limitless outdoor living features.



VISIT Beldgard.com/Artforms
 FOR MORE INSPIRATION

9 DESIGN IDEAS USING ONLY 2 PALLETS*

Two modular panel sizes can create a myriad of outdoor living solutions, offering quicker install without sacrificing style.



AMBER BEIGE



ROCKLAND BLACK
Available in 36 x 6 only



SCANDINA GRAY

design tip



For more project ideas download our Artforms™ Idea Book.

**one size per pallet*



ELEMENTS

Outdoor Essentials for Belgard

Complete your project with essential finishing touches designed to work seamlessly with a variety of Belgard products. Elements enhance both beauty and functionality for better outdoor living.



OUTDOOR COOKING



32" Built-in Grill



40" Built-in Grill



Built-in Oven



Single Side Burner



Double Side Burner

design tip



Download our Idea Book for design ideas creating outdoor kitchens and living rooms using Artforms™ and Elements™ Outdoor Essentials.



OUTDOOR KITCHEN STORAGE



Double Access Doors



Double Drawers



Deluxe Compact Refrigerator

OUTDOOR BAR & SINK



Drop-in Sink



Beverage & Prep Station



Farmhouse Sink

OUTDOOR ACCESSORIES



Rotisserie Kit



Infrared Sear Burner



Stainless Steel Smoker Tray



8pc Pizza Oven Accessory Kit



Gas Timer



Grill Liner



Island Vent

FIRE PIT BURNER KITS & INSERTS




Square Gas Burner Kit



Round Gas Burner Kit



Linear Gas Burner Kit



Smoke-less Insert

VISIT [Beldgard.com/Elements](https://Belgard.com/Elements)
FOR ADDITIONAL INFORMATION

HGTV
DREAM HOME
PROUD SPONSOR 2023
Beldgard.com/HGTVdreamhome



NEW MELVILLE™
SERIES


GRILL ISLAND & FIRE FEATURES



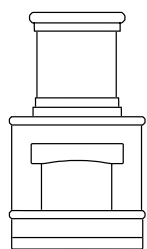
SCANDINA GRAY / MIDNIGHT

PLEASE NOTE: All of our fireplaces and fire pits come standard as wood-burning units. However, our fireplaces and fire pits can be retro-fitted for gas burning log sets and burners. Please contact us for more details at 877-235-4273.

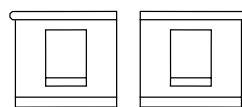
Be sure to check with your local municipality for any codes that may affect your installation. Grill island includes stainless grill and door set. Grill is available in propane or natural gas. Must be specified when placing order.



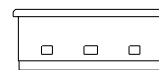
GRILL ISLAND
2'8"D X 5'11"W X 3'5"H
(Grill and doors included)



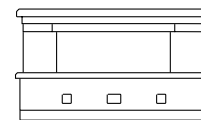
FIREPLACE
2'7"D X 4'3"W X 7'8"H



WOOD BOXES
2'1"D X 3'3"W X 3'1"H EACH
Sold as a pair



LINEAR FIRE TABLE
2'6"D X 5'8"W X 2'5"H



LINEAR FIREPLACE
2'6"D X 7'1"W X 5'4"H



BEAUFORT™ SERIES

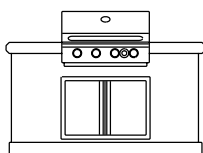
KITCHEN & FIRE FEATURES



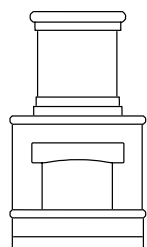
SHELBY BLEND / MIDNIGHT

PLEASE NOTE: All of our fireplaces and fire pits come standard as wood-burning units. However, our fireplaces and fire pits can be retro-fitted for gas burning log sets and burners. Please contact us for more details at 877-235-4273.

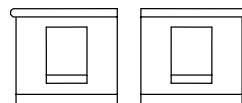
Be sure to check with your local municipality for any codes that may affect your installation. Grill island includes stainless grill and door set. Grill is available in propane or natural gas. Must be specified when placing order.



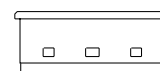
GRILL ISLAND
2'6"D X 5'11"W X 3'5"H
(Grill and doors included)



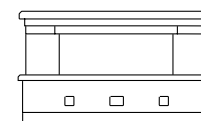
FIREPLACE
2'7"D X 4'3"W X 7'8"H



WOOD BOXES
2'1¼"D X 3'3"W X 3'1"H EACH
Sold as a pair



LINEAR FIRE TABLE
2'11"D X 6'2"W X 2'5"H




LINEAR FIREPLACE
3'6½"D X 7'8"W X 4'5¼"H



BORDEAUX™ SERIES

KITCHEN & FIRE FEATURES



SIENNA / BUFF



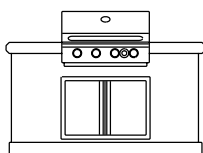
SIENNA / MIDNIGHT



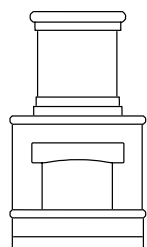
PEWTER / MIDNIGHT

PLEASE NOTE: All of our fireplaces and fire pits come standard as wood-burning units. However, our fireplaces and fire pits can be retro-fitted for gas burning log sets and burners. Please contact us for more details at 877-235-4273.

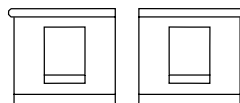
Be sure to check with your local municipality for any codes that may affect your installation. Grill island includes stainless grill and door set. Grill is available in propane or natural gas. Must be specified when placing order.



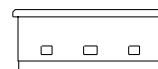
GRILL ISLAND
2'6"D X 5'11"W X 3'5"H
(Grill and doors included)



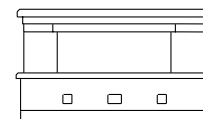
FIREPLACE
2'7"D X 4'3"W X 7'8"H



WOOD BOXES
2'1¼"D X 3'3"W X 3'1"H EACH
Sold as a pair



LINEAR FIRE TABLE
2'11"D X 6'2"W X 2'5"H



LINEAR FIREPLACE
3'6½"D X 7'8"W X 4'5¼"H



BRISTOL™ SERIES

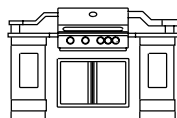
KITCHEN & FIRE FEATURES



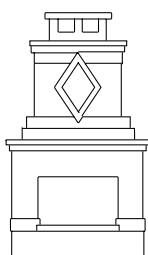
GASCONY TAN / ASHBURY HAZE




COTSWOLD MIST / BROOKSTONE SLATE



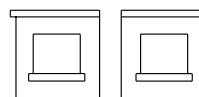
GRILL ISLAND
3'D X 6'4"W X 4'4"H
(Grill and doors included)



FIREPLACE
3'D X 5'W X 9'3"H



HEARTH
2'D X 5'W X 11"H



WOOD BOXES
2'4"D X 3'W X 3'3"H EACH
Sold as a pair


PLEASE NOTE: All of our fireplaces and fire pits come standard as wood-burning units. However, our fireplaces and fire pits can be retro-fitted for gas burning log sets and burners. Please contact us for more details at 877-235-4273.

Be sure to check with your local municipality for any codes that may affect your installation. Grill island includes stainless grill and door set. Grill is available in propane or natural gas. Must be specified when placing order.



BRIGHTON™ SERIES


FIREPLACE



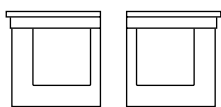
GASCONY TAN / ASHBURY HAZE



COTSWOLD MIST / BROOKSTONE SLATE



FIREPLACE
3'4"D X 4'4"W X 8'4"H



WOOD BOXES
2'4"D X 2'8"W X 2'11"H EACH
Sold as a pair

PLEASE NOTE: All of our fireplaces and fire pits come standard as wood-burning units. However, our fireplaces and fire pits can be retro-fitted for gas burning log sets and burners. Please contact us for more details at 877-235-4273.

Be sure to check with your local municipality for any codes that may affect your installation.





design tip



Upgrade to a smoke-less or gas insert. See page 89

WESTON STONE™

FIRE PIT KIT



4 x 8

4 x 12



ASHBURY HAZE



COTSWOLD MIST



GASCONY TAN

ROUND FIRE PIT:

Outside is 55" in diameter
 Inside is 39.5" in diameter
 Stacks up to 4 rows high
Metal ring insert included in the kit





MARINA™

COPING / 60MM



5¹⁵/₁₆ x 11¹³/₁₆



ASHBURY HAZE



BOURBON



COTSWOLD MIST



MIDNIGHT



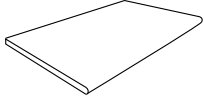
MOONLIGHT





UNICO

COPING / 20MM



11.75 x 23.5

design tip

For more pool design ideas and inspiration visit PebbleTec.com

NOON



v4
DAYLIGHT
NN 01 ST




v4
EMBER
NN 02 ST



v3
HONEY
NN 03 ST


GLOCAL



v2
CLASSIC
GC 05



v2
CLEAR
GC 01



v2
IDEAL
GC 03

QUARZITI 2.0



v3
GLACIER
QR 01 NAT



v3
MOUNTAINS
QR 02 NAT



v3
WATERFALL
QR 03 NA




v3
RIVER
QR 04 NAT



v3
MANTLE
QR 05 NAT







ANGLIA EDGER®

EDGER



COTSWOLD MIST



GASCONY TAN

5 1/4 x 7 5/8

5 1/4 x 10

5 1/4 x 15 5/8

5 1/4 x 17 3/4

GRANIKA STEP®

STEP UNIT



ASHBURY HAZE



COTSWOLD MIST

6 x 38 x 18


design tip



Add pathway lights for aesthetics and safety.
See page 111

LANDINGS™

STEP UNIT



6 x 48 x 18



BLU STONE



BOURBON



FOUNDRY



MIDNIGHT



MOONLIGHT



PEWTER





INSTALLATION, RESTORATION & PROTECTION

VISIT Techniseal.com
FOR MORE INFORMATION



JOINTING PRODUCTS



The smart choice for everyday installations



High-performance, the only real no haze, no dust alternative



No compaction – true alternative to mortar, stone dust and polymeric stone dust



Multi-weather jointing compound

STAIN REMOVERS



Organic stain remover



Paint, tar & rubber stain remover



Rust stain remover



Dirt & grease stain remover



Pro-grade oil & grease remover

CLEANERS



Paver restorer removes haze created by some polymeric sands



Paver Prep dislodges efflorescence and ground-in dirt

SEALERS



Natural color with matte finish



Enhanced color with matte finish



Natural color with satin finish



Enhanced color with gloss finish


ADHESIVES



Hardscape foam adhesive



Vertical hardscape adhesive




Edging, Spacers & Panel Base System



Fortified hardscape concrete edging



Dry mudset for concrete overlays



Enhanced with Color Boost

HARDSCAPE & LANDSCAPE LIGHTING SOLUTIONS

PAVER LIGHTS *for Walkways*

Available in black or modern gray finish



6", 8" & 9" Paver Lights



Gray finish utilizes a white bulb

HARDSCAPE LIGHTS *for Steps & Walls*

Available in black, bronze or modern gray finish



7" Hardscape Light



NEW Color Changing Bulb Option
Also available in other select products

ACCENT/SPOT LIGHTS *for Plants, Trees, Houses & Landscape Features*

Available in black or bronze finish



Traditional Accent Light



High Power Accent Light



Wall Wash Light

LOW VOLTAGE PATHWAY LIGHTS *for Pathways, Patio Edges & Flower Beds*

Available in black or bronze finish



Traditional Path Light



Classic Path Light



Modern Path Light

PILLAR LIGHTS *for Pillars & Columns*



Traditional Pillar Light




Modern Pillar Light



Noble Pillar Light
Color changing bulb available


VISIT Belgard.com/Lighting
FOR MORE INFORMATION



TOP: Origins™ 18 in Danville Beige, Holland Stone Inlay in Midnight, Weston Stone™ Wall in Harvest Blend with Highland Stone™ Banding in Harvest Blend, Weston Stone™ Custom Kitchen in Harvest Blend and Marina™ Pool Coping in Ashbury Haze

MIDDLE: Dimensions™ Slab 24 x 24 in Linen and Artforms™ Planter in Amber Beige

BOTTOM: Origins™ 18 in Danville Beige with Belgian Cobble™ Inlay in Moonlight and Dimensions™ 6 x 9 Border in Midnight





DESIGN

ideas & **INSPIRATION**

LEFT: Origins™ 18 in Newport Gray, Dimensions™ Accent 6 x 9 in Midnight, Dimensions™ Accent 3 x 9 in Moonlight, Melville™ Wall in Cotswold Mist and Tru-Scapes® Hardscape Lights



ABOVE: Dimensions™ 6 in Danville Beige with Dimensions™ 6 x 9 Border in Midnight, Marina™ Coping in Moonlight, Mega-Libre™ in Fossil Beige, Ashlar Tandem™ Wall in Shelby Blend and a Custom Weston Stone™ Firepit in Fossil Beige with Dimensions™ 6 x 9 Accent in Midnight and Tru-Scapes® Hardscape Lights

TOP LEFT: Dimensions™ 6 in Danville Beige with Dimensions™ 6 x 9 Border in Midnight, Marina™ Coping in Moonlight, Ashlar Tandem™ Wall in Shelby Blend

BOTTOM LEFT: Origins™ 12 in Cotswold Mist and Ashlar Tandem™ Wall in Scandina Gray

TOP RIGHT: Dimensions™ 12 in Danville Beige with Holland Stone Inlay in Midnight, Ashlar Tandem™ Wall in Shelby Blend and Landings™ Step Unit in Midnight



BOTTOM RIGHT: Dimensions™ 12 in Danville Beige with Old York™ Border in Midnight and Ashlar Tandem™ Custom Kitchen in Shelby Blend



INSPIRATION GALLERY

Browse images by project type and save or share your favorites.

[Beldgard.com/Inspiration](https://Belgard.com/Inspiration)






ABOVE:
 Dimensions™
 Slab in Foundry,
 Melville Wall™ in
 Midnight and Melville Wall™
 Cap in Foundry

RIGHT: Dimensions™ 12 in Cotswold
 Mist with Old York™ Inlay in Midnight
 and Belgian Cobble® Accent in Moonlight
 and Marina™ Coping in Midnight











RIGHT TOP: Origins™ 18 in Danville Beige with
 Origins™ 6 x 9 Border in Moonlight and Ashlar Tandem™
 Wall in Shelby Blend

RIGHT BOTTOM: Dimensions™ 18 in Cotswold Mist with
 Dimensions™ 3 x 9 Accent in Midnight, Holland Stone Border in
 Cotswold Mist and Ashlar Tandem™ Fire Pit and Columns in Scandina
 Gray with Tru-Scapes® Hardscape Lights






PAVERS




PALLET INFORMATION



A BASALT™			SQFT/ PALLET	SQFT/ LAYER	LAYER/ PALLET	UNITS/ PALLET	WEIGHT/ PALLET	LNFT/PALLET (SOLDIER)	LNFT/PALLET (SAILOR)
12		6 x 12 x 2 ³ / ₈ 12 x 12 x 2 ³ / ₈ 18 x 12 x 2 ³ / ₈	120	12	10	120	3516	-	120
H BELGIAN COBBLE®			SQFT/ PALLET	SQFT/ LAYER	LAYER/ PALLET	UNITS/ PALLET	WEIGHT/ PALLET	LNFT/PALLET (SOLDIER)	LNFT/PALLET (SAILOR)
MULTI-PIECE		Variable x 2 ³ / ₈	68	-	-	320	1640	-	-
H BROOKLYN™			SQFT/ PALLET	SQFT/ LAYER	LAYER/ PALLET	UNITS/ PALLET	WEIGHT/ PALLET	LNFT/PALLET (SOLDIER)	LNFT/PALLET (SAILOR)
		3 x 9 x 2 ³ / ₈	103.13	10.3	10	550	2805	137.5	412.5
H CAMBRIDGE COBBLE®			SQFT/ PALLET	SQFT/ LAYER	LAYER/ PALLET	UNITS/ PALLET	WEIGHT/ PALLET	LNFT/PALLET (SOLDIER)	LNFT/PALLET (SAILOR)
		6 x 9 x 2 ³ / ₈	113	11.3	10	300	3051	150	225
		6 x 6 x 2 ³ / ₈	120	12	10	480	3140	240	240
H DUBLIN COBBLE®			SQFT/ PALLET	SQFT/ LAYER	LAYER/ PALLET	UNITS/ PALLET	WEIGHT/ PALLET	LNFT/PALLET (SOLDIER)	LNFT/PALLET (SAILOR)
3-PIECE MODULAR		6 x 3 x 2 ³ / ₈	21.35	1.94	-	176	577.28	-	42.17
		6 x 6 x 2 ³ / ₈	42.63	3.88	-	176	1151.04	-	85.25
		6 x 9 x 2 ³ / ₈	64.02	5.85	-	176	1726.56	-	128.78
TOTAL			128	11.64	11	528	3455	-	256.18
6 X 9		6 x 9 x 2 ³ / ₈	112.5	11.25	10	300	2981	150	225
CIRCLE KIT		5 ⁷ / ₈ x variable x 2 ³ / ₈	73	7.3	10	420	2992	-	-





PAVERS

PALLET INFORMATION

DIMENSIONS™		SQFT/ PALLET	SQFT/ LAYER	LAYER/ PALLET	UNITS/ PALLET	WEIGHT/ PALLET	LNFT/PALLET (SOLDIER)	LNFT/PALLET (SAILOR)	
6		3 x 6 x 2 ³ / ₈ 6 x 6 x 2 ³ / ₈ 6 x 9 x 2 ³ / ₈	120	12	10	480	3516	-	240
		6 x 12 x 2 ³ / ₈ 12 x 12 x 2 ³ / ₈ 18 x 12 x 2 ³ / ₈	120	12	10	120	3516	-	120
			9 x 18 x 2 ³ / ₈ 18 x 18 x 2 ³ / ₈ 27 x 18 x 2 ³ / ₈	112.5	11.3	10	50	3296	-


DIMENSIONS™ SLABS		SQFT/ PALLET	SQFT/ LAYER	LAYER/ PALLET	UNITS/ PALLET	WEIGHT/ PALLET	LNFT/PALLET (SOLDIER)	LNFT/PALLET (SAILOR)	
SLABS		12 x 24 x 2 ³ / ₈	120	12	10	60	3384	60	120
		24 x 24 x 2 ³ / ₈	80	8	10	20	2256	40	40
		24 x 36 x 2 ³ / ₈	120	12	10	20	3516	40	60



DIMENSIONS™ ACCENTS		SQFT/ PALLET	SQFT/ LAYER	LAYER/ PALLET	UNITS/ PALLET	WEIGHT/ PALLET	LNFT/PALLET (SOLDIER)	LNFT/PALLET (SAILOR)	
ACCENTS		3 x 9 x 2 ³ / ₈	103.13	10.3	10	550	2805	137.5	412.5
		6 x 9 x 2 ³ / ₈	112.5	11.25	10	300	3296	150	225





GEOMETRIC SHAPES		SQFT/ PALLET	SQFT/ LAYER	LAYER/ PALLET	UNITS/ PALLET	WEIGHT/ PALLET	LNFT/PALLET (SOLDIER)	LNFT/PALLET (SAILOR)	
HEXAGON		10 ⁵ / ₈ x 12 x 2 ³ / ₈	100.02	-	12	108	2664	-	-
PARALLELOGRAM SMALL		2 ³ / ₈ x 13 ¹ / ₂ x 2 ³ / ₈	85.73	-	11	396	2390	-	-
DIAMOND		12 x 12 x 2 ³ / ₈	93.53	-	12	108	2664	-	-
PARALLELOGRAM LARGE		6 x 18 x 2 ³ / ₈	114.31	-	11	176	3165	-	-

PAVERS




PALLET INFORMATION


HOLLAND STONE			SQFT/ PALLET	SQFT/ LAYER	LAYER/ PALLET	UNITS/ PALLET	WEIGHT/ PALLET	LNFT/PALLET (SOLDIER)	LNFT/PALLET (SAILOR)
60MM		4 x 8 x 2 $\frac{3}{8}$ "	120	12	10	540	3112 Truecolor 3516 Textureguard	180	360


MEGA-LIBRE®			SQFT/ PALLET	SQFT/ LAYER	LAYER/ PALLET	UNITS/ PALLET	WEIGHT/ PALLET	LNFT/PALLET (SOLDIER)	LNFT/PALLET (SAILOR)
2-PIECE		16 $\frac{1}{4}$ x 23 $\frac{3}{4}$ x 2 $\frac{3}{8}$ "	86	8.6	10	40	2427	-	-
		16 $\frac{1}{4}$ x 31 x 2 $\frac{3}{8}$ "							

MELVILLE™ PLANK			SQFT/ PALLET	SQFT/ LAYER	LAYER/ PALLET	UNITS/ PALLET	WEIGHT/ PALLET	LNFT/PALLET (SOLDIER)	LNFT/PALLET (SAILOR)
3-PIECE SMALL		5 x 11 $\frac{13}{16}$ x 2 $\frac{3}{8}$ "	28	2.8	-	70	-	-	68.91
		5 x 15 $\frac{3}{4}$ x 2 $\frac{3}{8}$ "	37.8	3.78	-	70	-	-	91.875
		5 x 19 $\frac{11}{16}$ x 2 $\frac{3}{8}$ "	47.6	4.76	-	70	-	-	114.84
TOTAL			114.53	11.45	10	210	3356	-	275.63
3-PIECE LARGE		7 $\frac{1}{2}$ x 11 $\frac{13}{16}$ x 2 $\frac{3}{8}$ "	31	3.10	-	50	-	-	49.22
		7 $\frac{1}{2}$ x 15 $\frac{3}{4}$ x 2 $\frac{3}{8}$ "	41	4.1	-	50	-	-	65.63
		7 $\frac{1}{2}$ x 19 $\frac{11}{16}$ x 2 $\frac{3}{8}$ "	50	5	-	50	-	-	82.03
TOTAL			122.7	12.27	10	150	3595	-	196.88


PAVERS PALLET INFORMATION


ORIGINS™		SQFT/ PALLET	SQFT/ LAYER	LAYER/ PALLET	UNITS/ PALLET	WEIGHT/ PALLET	LNFT/PALLET (SOLDIER)	LNFT/PALLET (SAILOR)	
6		3 x 6 x 2 $\frac{3}{8}$ 6 x 6 x 2 $\frac{3}{8}$ 6 x 9 x 2 $\frac{3}{8}$	120	12	10	480	3516	-	240
12		6 x 12 x 2 $\frac{3}{8}$ 12 x 12 x 2 $\frac{3}{8}$ 18 x 12 x 2 $\frac{3}{8}$	120	12	10	120	3516	-	120
18		9 x 18 x 2 $\frac{3}{8}$ 18 x 18 x 2 $\frac{3}{8}$ 27 x 18 x 2 $\frac{3}{8}$	112.5	11.3	10	50	3075	-	225

ORIGINS™ ACCENTS		SQFT/ PALLET	SQFT/ LAYER	LAYER/ PALLET	UNITS/ PALLET	WEIGHT/ PALLET	LNFT/PALLET (SOLDIER)	LNFT/PALLET (SAILOR)	
ACCENTS		6 x 9 x 2 $\frac{3}{8}$	112.5	11.25	10	320	3296	160	240

OLD YORK™		SQFT/ PALLET	SQFT/ LAYER	LAYER/ PALLET	UNITS/ PALLET	WEIGHT/ PALLET	LNFT/PALLET (SOLDIER)	LNFT/PALLET (SAILOR)	
60MM		3 $\frac{15}{16}$ x 7 $\frac{7}{8}$ x 2 $\frac{3}{8}$	116.25	11.62	10	540	3342	177.3	354.6














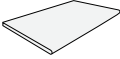
PERMEABLE PAVERS PALLET INFORMATION

AQUALINE™ SERIES		SQFT/ PALLET	SQFT/ LAYER	LAYER/ PALLET	UNITS/ PALLET	WEIGHT/ PALLET	LNFT/PALLET (SOLDIER)	LNFT/PALLET (SAILOR)	
		4 $\frac{1}{2}$ x 9 x 3 $\frac{1}{8}$	90	11.25	8	320	3375	120	240

TURFSTONE™		SQFT/ PALLET	SQFT/ LAYER	LAYER/ PALLET	UNITS/ PALLET	WEIGHT/ PALLET	LNFT/PALLET (SOLDIER)	LNFT/PALLET (SAILOR)	
		15 $\frac{3}{4}$ x 23 $\frac{3}{8}$ x 3 $\frac{1}{8}$	103.2	12.9	8	40	2377	52.5	78.75





PORCELAIN PAVERS




PALLET INFORMATION




 GLOCAL			GROSS WEIGHT / BOX	PIECES / BOX	SQFT / BOX	BOXES / PALLET	SQFT / PALLET	GROSS WEIGHT / PALLET
24 X 24		23.54 x 23.54 x 3/4	72	2	7.75	30	232.5	2160
 QUARZITI 2.0			GROSS WEIGHT / BOX	PIECES / BOX	SQFT / BOX	BOXES / PALLET	SQFT / PALLET	GROSS WEIGHT / PALLET
24 X 24		23.54 x 23.54 x 3/4	72	2	7.75	30	232.5	2160
24 X 48		23.54 x 47.17 x 3/4	74	1	7.75	35	271.25	2621
 LAGOON™			GROSS WEIGHT / BOX	PIECES / BOX	SQFT / BOX	BOXES / PALLET	SQFT / PALLET	GROSS WEIGHT / PALLET
24 X 48		23.54 x 47.17 x 3/4	74	1	7.75	35	271.25	2621
 NOON			GROSS WEIGHT / BOX	PIECES / BOX	SQFT / BOX	BOXES / PALLET	SQFT / PALLET	GROSS WEIGHT / PALLET
8 X 48		7.80 x 47.17 x 3/4	46	2	5.06	30	151.8	1380
12 X 48		11.73 x 47.17 x 3/4	74	2	7.75	36	279	2664
 VERONA™			GROSS WEIGHT / BOX	PIECES / BOX	SQFT / BOX	BOXES / PALLET	SQFT / PALLET	GROSS WEIGHT / PALLET
24 X 24		23.54 x 23.54 x 3/4	72	2	7.75	30	232.5	2160
 UNICO			GROSS WEIGHT / BOX	PIECES / BOX	LN FT / BOX	BOXES / PALLET	LN FT / PALLET	GROSS WEIGHT / PALLET
UNICO		12.99 x 23.54 x 3/4	52	3	6	40	240	2080

WALLS

PALLET INFORMATION




ASHLAR TANDEM™			SQFT/ PALLET	SQFT/ LAYER	LAYER/ PALLET	UNITS/ PALLET	SQFT/ UNIT	WEIGHT/ LAYER	WEIGHT/ PALLET
UNIT 1		7 x 13 ³ / ₁₆ x 2 ⁵ / ₁₆	19.2	3.2	-	30	.64	-	570
UNIT 2		7 x 15 ¹³ / ₁₆ x 2 ⁵ / ₁₆	23.1	3.85	-	30	.77	-	696
UNIT 3		7 x 18 ⁷ / ₁₆ x 2 ⁵ / ₁₆	27	4.5	-	30	.9	-	816
TOTAL			70.10	11.69	6	90	2.31	175	2082
COLUMN UNIT		7 x 18 ¹ / ₂ x 2 ⁵ / ₁₆	45.43	9	5	45	2 Columns/Pallet	461.2	1350




DIAMOND® 9D			SQFT/ PALLET	SQFT/ LAYER	LAYER/ PALLET	UNITS/ PALLET	SQFT/ UNIT	WEIGHT/ LAYER	WEIGHT/ PALLET
SOLID UNIT		6 x 17 ³ / ₄ x 9	45	9	5	60	.74	618.36	3092
RIGHT VIRTUAL JOINT		6 x 17 ³ / ₄ x 9	45	9	5	60	.74	618.36	3092
LEFT VIRTUAL JOINT		6 x 17 ³ / ₄ x 9	45	9	5	60	.74	618.36	3092



DIAMOND® PRO			SQFT/ PALLET	SQFT/ LAYER	LAYER/ PALLET	UNITS/ PALLET	SQFT/ UNIT	WEIGHT/ LAYER	WEIGHT/ PALLET
STRAIGHT		8 x 18 x 12	32	8	4	32	1	663.2	2653
BEVELED		8 x 18 x 12	32	8	4	32	1	649.28	2597
CORNER		8 x 18 x 9	32	8	4	32	1	918.88	3676


WALLS

PALLET INFORMATION










DIAMOND® PRO SMOOTH FACE			SQFT/ PALLET	SQFT/ LAYER	LAYER/ PALLET	UNITS/ PALLET	SQFT/ UNIT	WEIGHT/ UNIT	WEIGHT/ PALLET
REAR-LIP		8 x 18 x 12	36	9	4	36	1	79	2844
CORNER		8 x 17 x 8	22.67	5.64	2	24	.94	110	2640
CAP		4 x 18 / 12 x 12	67.5LF	11.25LF	6	54	1.25	57	3078






DIAMOND PRO STONE CUT®			SQFT/ PALLET	SQFT/ LAYER	LAYER/ PALLET	UNITS/ PALLET	SQFT/ UNIT	WEIGHT/ LAYER	WEIGHT/ PALLET
LARGE		8 x 18 x 12	32	8	4	32	1	692.8	2771
VIRTUAL JOINT		8 x 18 x 12	32	8	4	32	1	628.8	2515
CORNER		8 x 18 x 9	32	8	4	32	1	918.88	3676

DIAMOND® ACCESSORIES			SQFT/ PALLET	SQFT/ LAYER	LAYER/ PALLET	UNITS/ PALLET	SQFT/ UNIT	WEIGHT/ LAYER	WEIGHT/ PALLET
UNIVERSAL CAP		3 x 18 / 12 x 13	22.54 SF 90 LF	2.82	8	72	.313 SF 1.25 LF	492.21	3938
DIAMOND PRO CAP		4 x 17 / 14 x 10	20.47 SF 61.02 LF	3.41	6	54	.379 SF 1.13 LF	476.37	2858

EASTON STONE™			SQFT/ PALLET	SQFT/ LAYER	LAYER/ PALLET	UNITS/ PALLET	SQFT/ UNIT	WEIGHT/ LAYER	WEIGHT/ PALLET
BLOCK		4 x 12 x 8	31.68	7.92	4	96	.33	723.36	2893





WALLS PALLET INFORMATION



		SQFT/ PALLET	SQFT/ LAYER	LAYER/ PALLET	UNITS/ PALLET	SQFT/ UNIT	WEIGHT/ LAYER	WEIGHT/ PALLET	
FREESTANDING WALL		6 x 6 / 4 x 9	8.4	2.1	4	40	0.21	820	3280
		6 x 12 / 10 x 9	18.4	4.6		40	0.46		
		6 x 18 / 16 x 9	28.4	7.1	4	40	0.71	870	3480
RETAINING WALL		6 x 6 x 12	8	2	4	32	0.25	728	2912
		6 x 12 x 12	16	4		32	0.50		
		6 x 18 x 12	24	6	4	32	0.75	648	2592
CORNER		6 x 18 x 9	30	7.5	4	40	.75	815	3260
UNIVERSAL CAP		3 x 18 / 12 x 13	22.54 SF 90 LF	2.82	8	72	.313 SF 1.25 LF	492.21	3938

		SQFT/ PALLET	SQFT/ LAYER	LAYER/ PALLET	UNITS/ PALLET	SQFT/ UNIT	WEIGHT/ LAYER	WEIGHT/ PALLET	
UNIT 1		7 x 15 ¹³ / ₁₆ x 2 ⁵ / ₁₆	15.576	2.596	-	24	.649	77.08	462.48
UNIT 2		7 x 18 ¹ / ₁₆ x 2 ⁵ / ₁₆	18.696	3.116	-	24	.779	92.52	555.12
UNIT 3		7 x 21 ¹ / ₁₆ x 2 ⁵ / ₁₆	21.816	3.636	-	24	.909	108	648
TOTAL		56.08	9.346	6	72	-	277.6	1666	
COLUMN UNIT		7 x 18 ¹ / ₁₆ x 2 ⁵ / ₁₆	45.43	9	5	45	2 Columns/Pallet	461.2	1313

WALLS

PALLET INFORMATION

MELVILLE TANDEM™			SQFT/ PALLET	SQFT/ LAYER	LAYER/ PALLET	UNITS/ PALLET	SQFT/ UNIT	WEIGHT/ LAYER	WEIGHT/ PALLET
UNIT 1		7 x 13 ³ / ₁₆ x 2 ⁵ / ₁₆	19.2	3.2	–	30	.64	95	570
UNIT 2		7 x 15 ¹³ / ₁₆ x 2 ⁵ / ₁₆	23.1	3.85	–	30	.77	116	696
UNIT 3		7 x 18 ⁷ / ₁₆ x 2 ⁵ / ₁₆	27	4.5	–	30	.90	136	816
TOTAL			70.10	11.69	6	90	2.31	347	2082
COLUMN UNIT		7 x 15 ¹³ / ₁₆ x 2 ⁵ / ₁₆	45.43	9	5	45	2 Columns/Pallet	461.2	1313

TANDEM® WALL SYSTEM			SQFT/ PALLET	SQFT/ LAYER	LAYER/ PALLET	UNITS/ PALLET	SQFT/ UNIT	WEIGHT/ LAYER	WEIGHT/ PALLET
CAP		3 ¹ / ₄ x 24 x 15	20 SF 64 LF	2.5	8	32	.625 SF 2 LF	373.75	2990
MODULAR BLOCK		7 ¹ / ₁₆ x 7 ⁷ / ₁₆ x 7 ⁷ / ₁₆	49.29	12.32	4	128	0.389	704	2816

TANDEM COLUMN*

1 Column Cage Frame 1 Bag of Connectors Veneer

TANDEM UNITS



COLUMN GRID HEIGHT 42"



CONNECTOR



*Tandem Column pieces are sold separately

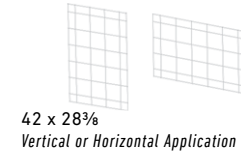
TANDEM MODULAR GRID*

1 Grid Piece 25 Veneer 10 Loop Clamps & Screws

TANDEM UNITS



MODULAR GRID





CONNECTOR







*Includes modular grid, clamps, screws and connectors.

WALLS

PALLET INFORMATION




MELVILLE™ WALL			SQFT/ PALLET	SQFT/ LAYER	LAYER/ PALLET	UNITS/ PALLET	SQFT/ UNIT	WEIGHT/ LAYER	WEIGHT/ PALLET
UNIT		4 x 20 x 10	26.66 SRW 53.33 FSW	4.44 SRW 8.88 FSW	6	48	.555	524.82	3149
CAP		2 x 20 x 13	100 LF	10 LF	10	60	1.667 LF	245	2450







STERLING®			SQFT/ PALLET	SQFT/ LAYER	LAYER/ PALLET	UNITS/ PALLET	SQFT/ UNIT	WEIGHT/ LAYER	WEIGHT/ PALLET
BLOCK		6 x 17¾ x 12	33.3	6.66	5	45	.74	796.5	3983
UNIVERSAL CAP		3 x 18 / 12 x 13	22.54 SF 90 LF	2.82	8	72	.313 SF 1.25 LF	492.21	3938
PINS		5 x ½ diameter 2 pins per block (sold separately)	100 per bag	-	-	-	-	-	15 lbs per bag






U START			SQFT/ PALLET	SQFT/ LAYER	LAYER/ PALLET	UNITS/ PALLET	SQFT/ UNIT	WEIGHT/ LAYER	WEIGHT/ PALLET
BASE BLOCK		3½ x 18¾ x 12	77.84 LF	-	7	56	1.39 LF	405.6	2839

WALLS

PALLET INFORMATION





 VERSA-LOK® STANDARD			SQFT/ PALLET	SQFT/ LAYER	LAYER/ PALLET	UNITS/ PALLET	SQFT/ UNIT	WEIGHT/ LAYER	WEIGHT/ PALLET
STANDARD		6 x 16 / 14 x 12	24	6	4	36	.667	764.91	3060
		3 x 18 / 12 x 13	22.54 SF 90 LF	2.82	8	72	.313 SF 1.25 LF	492.21	3938




 WELLINGTON WALL®			SQFT/ PALLET	SQFT/ LAYER	LAYER/ PALLET	UNITS/ PALLET	SQFT/ UNIT	WEIGHT/ LAYER	WEIGHT/ PALLET
WALL UNITS PINS INCLUDED ON PALLET		6 x 9 / 6 x 10	6	1.5	-	16	.375	151.5	606
		6 x 12 / 6 x 10	8	2	-	16	.50	202	808
		6 x 18 / 15 x 10	12	3	-	16	.75	303	1212
TOTAL			26 SRW 23 FSW	6.5	4	48	1.625	656.5	2626
CORNER		6 x 12 x 10	16	8	2	32	.5	944	1888
UNIVERSAL CAP		3 x 18 / 12 x 13	22.54 SF 90 LF	2.82	8	72	.313 SF 1.25 LF	492.21	3938

 WESTON STONE™			SQFT/ PALLET	SQFT/ LAYER	LAYER/ PALLET	UNITS/ PALLET	SQFT/ UNIT	WEIGHT/ LAYER	WEIGHT/ PALLET
WALL UNITS		4 x 8 / 5 x 8	9.24	1.32	-	42	.22	101.46	710.22
		4 x 12 / 9 x 8	13.86	1.98	-	42	.33	157.38	1101.66
		4 x 16 / 13 x 8	18.48	2.64	-	42	.44	218.46	1529.22
TOTAL			42 SRW 36 FSW	-	7	126	-	477.3	3341
UNIV.		4 x 12 x 8	40	6.67	6	120	.33	723.36	3617

CUSTOMIZE YOUR SPACE

PALLET INFORMATION

ARTFORMS™		SQFT/ PALLET	SQFT/ LAYER	LAYER/ PALLET	UNITS/ PALLET	UNITS/ SQFT	WEIGHT/ LAYER	WEIGHT/ PALLET
OPEN END		18 x 36 x 3"	-	-	-	9	-	-
CLOSE END		18 x 36 x 3"	-	-	-	9	-	-
TOTAL		81	9	9	18	4.5	305.11	2746
OPEN END		6 x 36 x 3"	-	-	-	3	-	-
CLOSE END		6 x 36 x 3"	-	-	-	18	-	-
TOTAL		31.5	10.5	3	21	1.5	365	1095

HARD- WARE							
	Anchor Slide & Flanged nut: 50 per box		Joining Plate: 10 per box		Outer Corner: 10 per box		Inner Corner: 10 per box
							Stretcher Bar: 10 in a bundle

KITCHEN & FIRE FEATURES PALLET INFORMATION



BEAUFORT SERIES	BODY / ACCENT COLOR	ITEM CODE	PALLET WEIGHT
Linear Fireplace	Shelby / Midnight	13000018	4000
Fireplace	Shelby / Midnight	13070010	4205
Wood Boxes	Shelby / Midnight	13140505	3785
Grill Island (NG)	Shelby / Midnight	13110518	3285
Grill Island (LP)	Shelby / Midnight	13110818	3290
Fire Table	Shelby / Midnight	13000205	2500

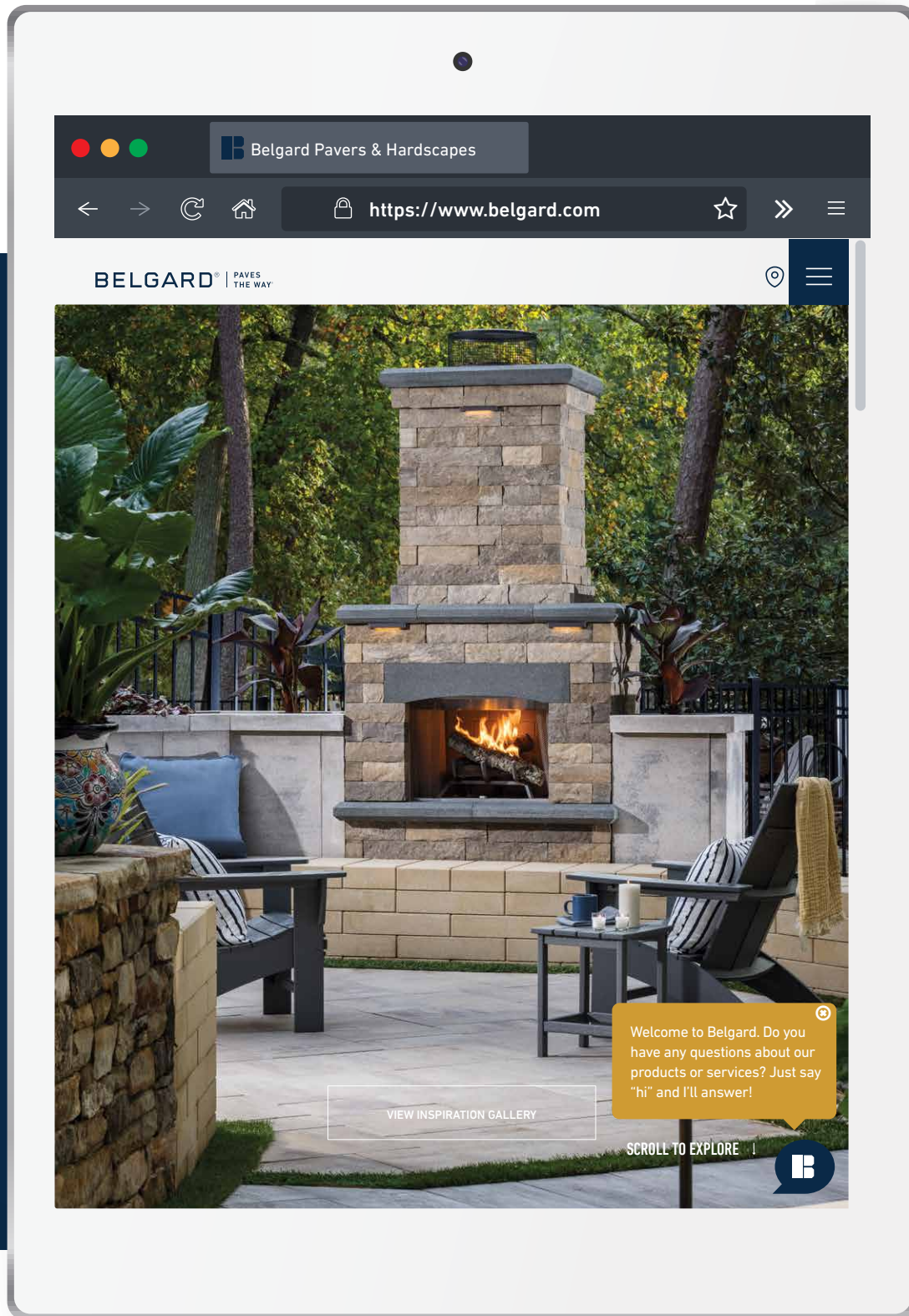
BRISTOL™ SERIES	BODY / ACCENT COLOR	ITEM CODE	UNIT WEIGHT
Fireplace	Gascony / Ashbury	70580261	7245
Wood Boxes	Gascony / Ashbury	70580334	3950
Hearth	Gascony / Ashbury	70580262	1180
Grill Island (NG)	Gascony / Ashbury	13110008	4125
Grill Island (LP)	Gascony / Ashbury	11130250	4125
Fireplace	Cotswold / Brookstone	70580312	7245
Wood Boxes	Cotswold / Brookstone	70580534	3950
Hearth	Cotswold / Brookstone	70580309	1180
Grill Island (NG)	Cotswold / Brookstone	13110009	4125
Grill Island (LP)	Cotswold / Brookstone	13110256	4125

BRIGHTON™ SERIES	BODY / ACCENT COLOR	ITEM CODE	UNIT WEIGHT
Fireplace	Gascony / Ashbury	70580007	5835
Wood Boxes	Gascony / Ashbury	70300046	3200
Fireplace	Cotswold / Brookstone	70580378	5835
Wood Boxes	Cotswold / Brookstone	70580291	3200

BORDEAUX™ SERIES	BODY / ACCENT COLOR	ITEM CODE	UNIT WEIGHT
Linear Fireplace	Sienna / Buff	13000021	4000
Fireplace	Sienna / Buff	70300791	4170
Wood Boxes	Sienna / Buff	13140001	3070
Grill Island (NG)	Sienna / Buff	13110010	3260
Grill Island (LP)	Sienna / Buff	13110011	3260
Fire Table	Sienna / Buff	13000023	2500
Linear Fireplace	Sienna / Midnight	13000019	4000
Fireplace	Sienna / Midnight	13070014	4170
Wood Boxes	Sienna / Midnight	13140020	3070
Grill Island (NG)	Sienna / Midnight	13110014	3260
Grill Island (LP)	Sienna / Midnight	13110015	3260
Fire Table	Sienna / Midnight	13000204	2500
Linear Fireplace	Pewter / Midnight	13000020	4000
Fireplace	Pewter / Midnight	13070012	4170
Wood Boxes	Pewter / Midnight	13140021	3070
Grill Island (NG)	Pewter / Midnight	13110262	3260
Grill Island (LP)	Pewter / Midnight	13110039	3276
Fire Table	Pewter / Midnight	13000203	2500

MELVILLE™ SERIES	BODY / ACCENT COLOR	ITEM CODE	UNIT WEIGHT
Fireplace	Scandina Gray / Midnight	13070020	4170
Wood Boxes	Scandina Gray / Midnight	13140010	3070
Grill Island (NG)	Scandina Gray / Midnight	-	-
Grill Island (LP)	Scandina Gray / Midnight	-	-
Linear Fireplace	Scandina Gray / Midnight	13000026	4000
Linear Fire Table	Scandina Gray / Midnight	13000027	2500

WESTON STONE™ FIRE PIT		SQFT/ PALLET	SQFT/ LAYER	LAYER/ PALLET	UNITS/ PALLET	UNITS/ SQFT	WEIGHT/ UNIT	WEIGHT/ PALLET
UNIT 1		4 x 8 x 8	-	-	-	36	-	-
UNIT 2		4 x 12 x 8	-	-	-	36	-	-
TOTAL			-	-	4	-	-	1632



RESOURCES

We offer an array of resources to help plan and design an outdoor living addition.



PROJECT GUIDE

Everything you need to know about planning an outdoor living project.



DIGITAL CATALOG

Download or share a digital version of this catalog.



RESOURCE GUIDE

Installation tips, laying guides and estimating tools for contractors.



BELGARD.COM

Visit our site for more ideas and inspiration.

PEACE OF MIND, GUARANTEED

LIFETIME TRANSFERABLE LIMITED WARRANTY

Oldcastle® APG, Inc. ("Belgard") is proud to inform you that all of our interlocking concrete paver and retaining walls ("Products") meet and/or exceed the requirements of ASTM C-936 and ASTM C-1372. Belgard® guarantees its Products against these standards for the lifetime of the Product defined by ICPI. This guarantee does not apply to splitting, chipping or other breakage that could be caused by impact, abrasion or overloading. This warranty is transferable. The original proof of purchase is required.

This warranty is only valid if the material is installed under the guidelines of the ICPI (www.ICPI.org), The NCMA (www.ncma.org) or the Belgard Installation Guideline Manual. Improper installation voids this warranty. This warranty is for residential applications only and does not apply to commercial applications. It is recommended that the job be installed by a Belgard Contractor Program participant who guarantees their workmanship for a minimum of 3 years from the date of install. For warranty service, contact Belgard at 1-877-BELGARD. A service representative will investigate your claim within 10 business days. If the Belgard product fails to meet the specifications, Belgard will replace the defective product at no charge. Color matching cannot be guaranteed. Belgard will not be responsible for any replacement labor, consequential damages or incidental damages. This warranty gives you specific legal rights, and you may also have other rights which vary from state to state. Some states do not allow for the exclusion or limitation of incidental or consequential damages, so the above limitation or exclusion may not apply to you.

For specific information regarding warranty coverage and exclusions in regards to the Elements and Porcelain Paver products, please visit: Belgard.com/Warranty.

QUALITY TO THE CORE

With Belgard, you get the nation's leading pavers and landscape walls backed by the foremost experts in the industry.

BELGARD.COM

© Copyright 2023 Oldcastle APG, Inc. All Rights Reserved. BEL22-415

PICTURED ON THE COVER: SHERBEYN'S LANDSCAPE DIMENSIONS™ 12 WITH DIMENSIONS™ ACCENT 6 X 9 BORDER AND MARINA™ POOL COPING