

20



20

BELGARD[®]
PAVES THE WAY



A RICH HISTORY OF GROWTH



1995

BELGARD BRAND ESTABLISHED



1999

SIERRA FOUNDED



1997

CPM ACQUIRED



1995

SUPERLITE ACQUIRED MILLER ACQUIRED



1987

ADAMS ACQUIRED



1970

THE BEGINNING
Roadstone merged with Irish Concrete



1978

ENTRY INTO THE AMERICAS
Amcors/Oldcastle Founded



1970

1980

1990

FROM HUMBLE BEGINNINGS, BELGARD IS PROUD TO CELEBRATE 25 YEARS OF LEADING THE HARDCAPES INDUSTRY.


Our story begins in the 1970s with a focus on innovation and providing customers with exceptional products and services. We grew by partnering with and acquiring small family businesses across North America, each addition enriching our brand and building a legacy of entrepreneurship and commitment through our local representation.

Belgard's rich heritage guides us still today as we remain focused on innovation and excellence for our customers. We have and will continue to Pave the Way for the industry – for the next 25 years and beyond.

PRODUCT INNOVATIONS



DIAMOND WALL
First rear lip system



DUBLIN
First multi-piece system on a pallet



CELTIK WALL
First wall system with in-line process



POLYSAND
First hardening joint sand

2000

2010

2001

**ENTRY INTO
CANADIAN MARKET**
Permacon acquired



2002

**ANCHOR CONCRETE
ACQUIRED**



2003

**NORTHFIELD, COASTAL
& GMS ACQUIRED**



2004

**STOCKTON & BONNER
SPRINGS FOUNDED**



2013

**EXPOCRETE
ACQUIRED**



2015

**ANCHOR BLOCK/
ANCHOR WALL ACQUIRED**




2016

TECHNISEAL ACQUIRED



ARBEL
First interlocking
random stone paver



LAFITT RUSTIC SLAB
Large scale slab using 3D
scanned surfaces



TANDEM SYSTEM
Innovative & patented system
allowing the use of decorative
veneers on structural wall units



**ELEMENTS COLLECTION
INTRODUCED**
Pre-built modules offer faster
installs & cost-efficiency



**TANDEM
MODULAR BLOCK**
Evolution of the Tandem
platform, simplifying the
structural units to a single unit



satura



TRUECOLOR

COLOR TECHNOLOGY
Revolutionary strides towards
vibrant, lasting color and reproducing
the look of all types of materials

INTRODUCING COLLECTIONS



56

PAVERS

METROPOLITAN

Lafitt® Grana Slab	p. 44
Lafitt® Grana Accent	p. 46
Melville™ Plank	p. 48
Moduline Series®	p. 50

NATURAL

Agilina™ Plank	p. 52
Lafitt® Paver	p. 54
Lafitt® Rustic Slab	p. 56
Mega-Libre®	p. 58

HERITAGE

Belgian Cobble®	p. 60
Dublin Cobble™	p. 62
Old York™	p. 64

LEGACY

Cambridge Cobble®	p. 66
Holland Stone	p. 68

ENVIRONMENTAL

Aqualine™	p. 70
Turfstone™	p. 71

PORCELAIN

Glocal	p. 72
Quarziti 2.0	p. 74
Verona™	p. 76
Noon	p. 77



92

WALLS

METROPOLITAN

Melville Tandem™	p. 80
Melville™ Wall	p. 82

NATURAL

Ashlar Tandem™	p. 84
Belair Wall® 2.0	p. 86
Lamina Tandem™	p. 88

HERITAGE

Weston Stone™	p. 90
---------------------	-------

LEGACY

Diamond® Series	p. 92
Highland Stone®	p. 94
Sterling®	p. 96
Versa-Lok®	p. 98
Wellington Wall®	p. 100



108

FIRE FEATURES

NATURAL

Beaufort Series	p. 104
Bordeaux™ Series	p. 106
Bristol™ Series	p. 108

HERITAGE

Brighton™ Series	p. 110
Weston Stone™ Fire Pit Kit	p. 112



116

ACCESSORIES

NATURAL

Anglia Edger®	p. 116
Landings™ Step Unit	p. 118

LEGACY

Marina™ Coping	p. 120
----------------------	--------

PORCELAIN

Unico	p. 122
-------------	--------

6 UNIQUE LOOKS TO FIT ANY STYLE

Introducing Collections by Belgard®, a simple, straightforward way to navigate our product offerings. Sorted by texture, each collection is a sampling of products that look great together no matter the application.

HERITAGE
Antiqued. Tumbled.

PORCELAIN
Porcelain products.

NATURAL
Look of slate and worn stone.
Sculpted.

LEGACY
Soft edges. Split face.
Accent pieces.

METROPOLITAN
Smooth finish. Straight lines.

ENVIRONMENTAL
Permeable products.



TOP
MODULENE SERIES

MIDDLE
MEGA-LIBRE


BOTTOM
QUARZITI 2.0 PORCELAIN PAVER





OTHER RESOURCES

Styles and Trends.....	p. 4
Inspiration.....	p. 24
Lighting Solutions.....	p. 124
Paver Care.....	p. 128
Product Specifications.....	p. 130

NOTE: Belgard® cannot guarantee printed color swatches will match actual product. All colors shown are approximate representations of the standard product. Actual colors may vary slightly due to batch variances and environmental conditions at time of photography. Actual sizes may vary by region. Please contact your local Belgard representative for accurate samples, availability and pricing.



MIX, MATCH & MORE WITH COLLECTIONS



METROPOLITAN

Smooth finish. Straight lines.

NATURAL

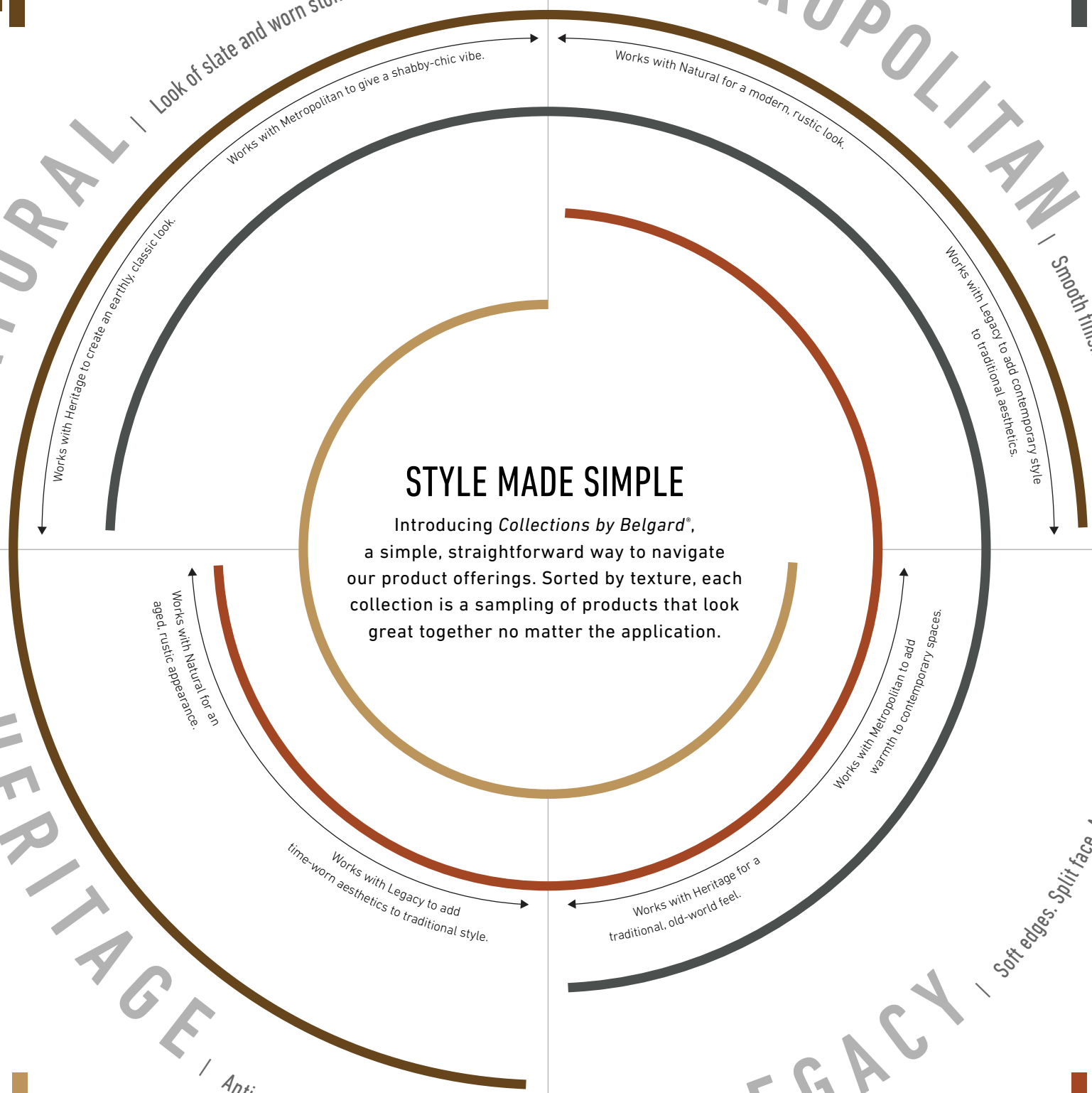
Look of slate and worn stone. Sculpted.

HERITAGE

Antiqued. Tumbled.

LEGACY

Soft edges. Split face. Accent pieces.



STYLE MADE SIMPLE

Introducing *Collections by Belgard®*,
 a simple, straightforward way to navigate
 our product offerings. Sorted by texture, each
 collection is a sampling of products that look
 great together no matter the application.

Works with Heritage to create an earthy, classic look.

Works with Metropolitan to give a shabby-chic vibe.

Works with Natural for a modern, rustic look.

Works with Legacy to add contemporary style to traditional aesthetics.

Works with Natural for an aged, rustic appearance.


Works with Legacy to add time-worn aesthetics to traditional style.

Works with Heritage for a traditional, old-world feel.

Works with Metropolitan to add warmth to contemporary spaces.







ESCAPE TO YOUR BACKYARD

Today's outdoor spaces are more dynamic than ever, designed to complement the way you live and your aesthetic.

Whether it be a chic lounge area for entertaining, a green-filled hideaway that amplifies your connection with nature, or a clean & minimal space for family fun the Outdoor Roomscape is your gateway to paradise at home.


LEFT: DUBLIN COBBLE

ABOVE: QUARZITI 2.0
PORCELAIN PAVER



Bring together natural aesthetics with a modern feel. The irregular edge of the plank pavers allows for a modern twist on biophilic design.

PICTURED: MODULINE SERIES



SIMPLIFY *to* BEAUTIFY

DO MORE WITH LESS

Design doesn't have to be loud to make a big impact. The "less is more" philosophy sharpens the focus on what really matters in your design.

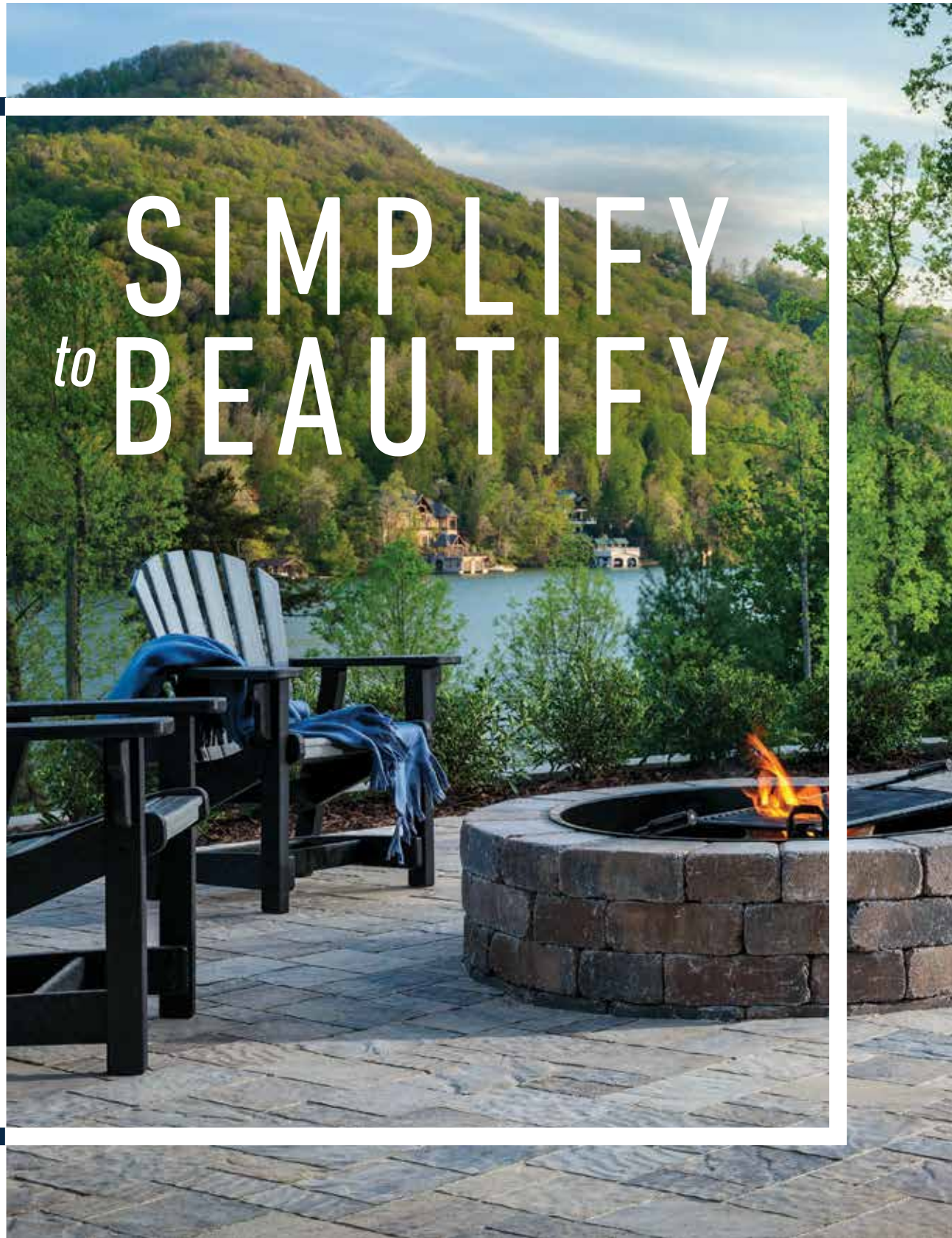
A backyard with a view needs only two chairs by the fire to complete a rustic design that coincides with nature.


Using a pop of color around your front walkway, like a bright colored door, is a little change that adds big curb appeal.

Keeping landscaping simple not only reduces the amount of time a homeowner spends on yardwork but also places focus on their investment.



RIGHT: LAFITT PAVER & WESTON STONE FIRE PIT





TOP: LAFITT GRANA
BOTTOM: DIAMOND 9D & DUBLIN COBBLE



ENTANGLEMENT WITH NATURE

In the ever-expanding age of technology, many rising trends center on the health benefits of incorporating design elements that help keep us connected with the natural world. This can be done both texturally and by integrating organic elements like water, fire, wood or plant life into the hardscape design.

LEFT: TURFSTONE



NATURAL CONNECTION CONTEMPORARY FOCUS

Intertwining the natural and built environments can soften a contemporary look and create a sense of wellbeing.




LEFT: LANDINGS STEP UNIT

TOP RIGHT: BELAIR WALL 2.0

L-R: BELGIAN COBBLE & LAFITT GRANA; ASHLAR TANDEM WALL;
NOON PORCELAIN PAVER






LIVE LIFE IN COLOR



TERRARIUM
Belgard Color of the Year

INTRODUCING BELGARD'S COLOR OF THE YEAR

Accents of **Terrarium** complement the full range of Belgard colorations — whether on an urban rooftop or at a rural retreat, a suburban backyard or a seaside terrace. Signifying growth, vitality, and renewal, hints of this green in accents and decor help create your biophilic paradise at home.




OPPOSITE
LAFITT PAVER
MIDDLE
LAFITT GRANA
RIGHT
NOON PORCELAIN PAVER



COLOR

Belgard's color of the year, **Terrarium** is a powerfully rejuvenating hue that amplifies and enhances our connection to the natural environments around us.



TEXTURE

Texture plays an integral role in outdoor living design. The textures chosen can add a dimensional aspect, a time-worn aesthetic or an element of sophistication.



SLATE / RUSTIC




SCULPTED



COBBLED



DIMPLED



SMOOTH / GRANA



STANDARD



DISTRESSED



TUMBLER

SCALE

Depending on the design goals, the shape and size of a paver can help make an outdoor space look more cozy, more open and contemporary, or more in harmony with the surrounding environment.



4" X 8"
HOLLAND STONE



5" X 11³/₁₆"
MELVILLE™ PLANK



6" X 12"
CATALINA*



15" X 22"
MEGA-LIBRE*



15¹/₄" X 23³/₁₆"
TURFSTONE*






COLOR TECHNOLOGY

BRIGHTER COLORS, LONGER

Belgard® uses a variety of cutting edge technologies to improve product durability and make sure colors stand the test of time. Through the use of proprietary admixtures and in-line treatments, Belgard is able to protect our product from the very beginning; during the manufacturing process.



 **TRUE
COLOR**



TRUECOLOR™

TrueColor enhances vibrance and extends the life of the color on pavers. It makes pavers more resistant to everyday wear and tear such as UV rays, stains and even acid.



LASTING
TEXTURE



RESISTS
STAINS



WITHSTANDS
FADING



INCREDIBLY
SMOOTH
SURFACE



LONG-LASTING
COLORS



WITHSTANDS
HARSH
CLIMATES

TEXTURGARD™

Extends Paver Life

Texturgard fuses a top layer of rich pigments with Belgard's core color process. The result is a paver with a richness and purity of color that's sleek and vibrant,



GREAT *is in the*
DETAILS



THIS *or* THAT



SUBTLE CONTRAST Use a monotone color scheme with perpendicular borders.



BOLD CONTRAST Different colors, shapes and sizes make for eye-catching design.



WORK WITH NATURE Follow the landscape and allow for nature to guide you.



MAKE NATURE WORK WITH YOU Decide where you want the natural world to break through.



GO SMOOTH Pick a smooth texture for a modern aesthetic and use color to create contrast.



MIX IT UP Add visual and tactile interest by mixing textures and colors.

TOP L-R: CAMBRIDGE COBBLE; HOLLAND STONE & CAMBRIDGE COBBLE **MIDDLE L-R:** LAFITT PAVER; LAFITT PAVER, HOLLAND STONE (BORDER)
BOTTOM L-R: LAFITT GRANA & HOLLAND STONE; MARINA COPING & MODULINE SERIES (BORDER)



LEFT: LAFITT RUSTIC SLAB, LAFITT PAVER (BORDER),
WESTON STONE WALL & BRIGHTON SERIES FIREPLACE & WOOD BOXES

PLAY OUTSIDE THE BOX

Blending textures and sizes is a great way to make a statement. This contractor added an irregular edge to bring the organic feel of the natural texture through the modern, smooth plank.



BELOW: MODULINE SERIES





UNIQUELY YOU

IF YOU CAN DREAM
IT, YOU CAN DO IT
WITH BELGARD

Your home is a reflection of your deepest self, where you can be you regardless of what's happening beyond your property line. Make a statement or simply make your space feel more like home with Belgard products and a Belgard Authorized Contractor.



LEFT: ASHLAR TANDEM USING MODULAR GRID

CASUAL COASTAL RETREAT

When you step into the HGTV® Dream Home 2020, you're on "island time." Set on the South Carolina Lowcountry of Hilton Head Island, the shady pines and proximity to the sea played as inspiration for the exterior with coastal blues, rustic browns and sandy tans.

Designed to embrace the marsh front backdrop, the home offers an abundance of outdoor living space. The expansive backyard boasts marshland views with all the splendor of a Gatsby soiree.



RIGHT: MELVILLE PLANK

BELOW: ASHLAR TANDEM WALL, LANDINGS STEP UNIT, QUARZITI PORCELAIN PAVER & MELVILLE TANDEM WALL

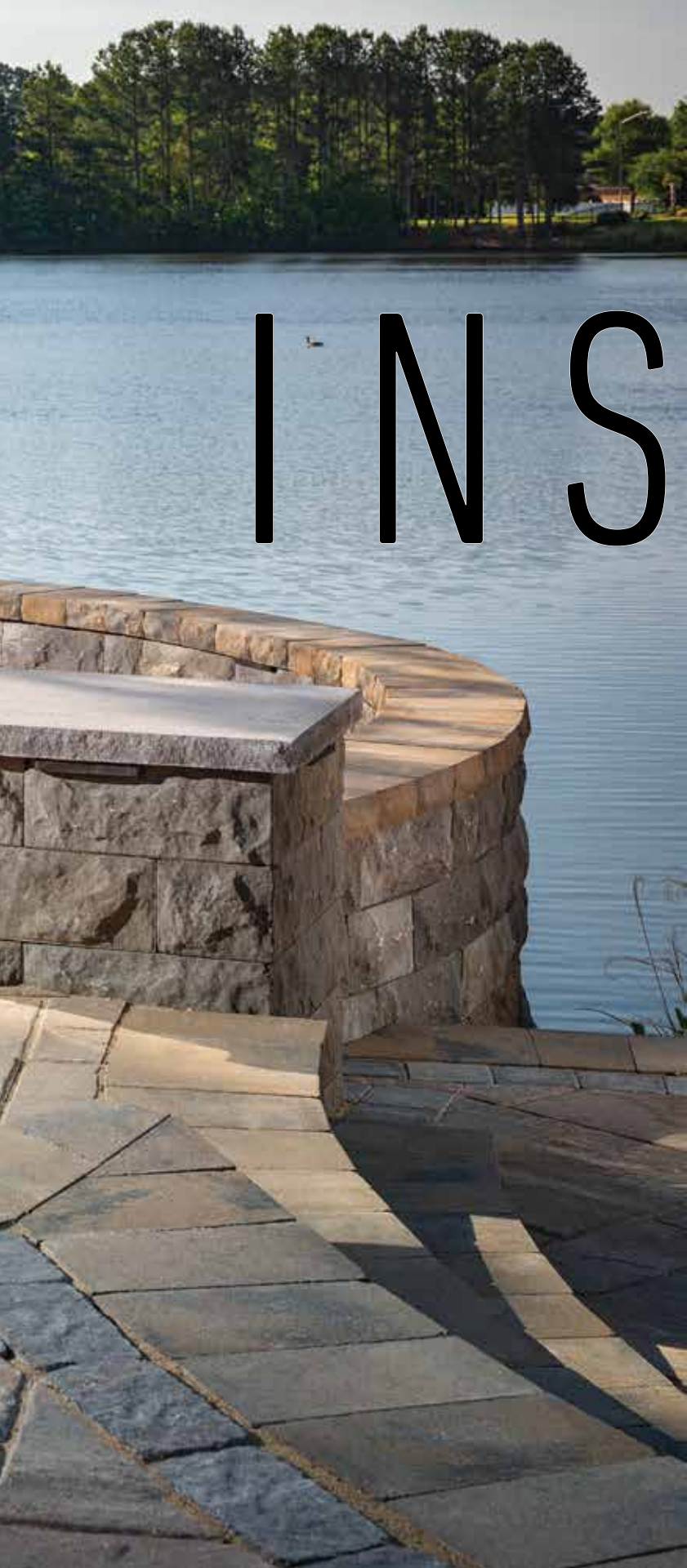
SPONSORING *the* DREAM *since 2016*



HGTV, HGTV Dream Home, HGTV Dream Home Giveaway and their associated logos are trademarks of Scripps Networks, LLC.
Photos © 2016-2019 Scripps Networks, LLC. Used with permission; all rights reserved."








INSPIRE

OUTDOOR OASIS
DREAM DECK
PERFECT PATIO

The primary goal in designing an outdoor living room is to create a space that invites you to spend time outdoors. Whether you enjoy entertaining large groups or prefer an intimate space for curling up with a good book, you bring life outside.

WE'LL PAVE
THE WAY





TAKE THE NEXT STEP

INNOVATION
EXPERTISE
INSPIRATION

Our purpose is to make outside your kind of beautiful. This goes beyond turning creativity and craftsmanship into lasting outdoor spaces. It means bringing your vision to life, together. Because with Belgard® you get more than just beautiful products, you get a partner to help you every step of the way.

OPPOSITE
LANDINGS STEP UNIT
ASHLAR TANDEM

TOP
WELLINGTON WALL
HOLLAND STONE
DUBLIN COBBLE

BOTTOM
WESTON STONE
HOLLAND STONE





TOP
BELAIR WALL 2.0
HOLLAND STONE
LAFITT RUSTIC SLAB

OPPOSITE
WELLINGTON WALL







BEAUTY RELAXATION SERENITY

An inviting outdoor retreat provides a mix of beautiful flora, shady nooks and areas to relax or entertain. Take it a step further with hardscaped pathways or a water feature.

OPPOSITE
LAMINA TANDEM
LAFITT RUSTIC SLAB
HOLLAND STONE

TOP
WESTON STONE
LAFITT RUSTIC SLAB
MARINA COPING
HOLLAND STONE


BOTTOM
QUARZITI 2.0 PORCELAIN PAVER

BUILD AN OASIS









OPPOSITE
BELAIR WALL 2.0
BORDEAUX SERIES FIREPLACE & WOOD BOXES
LAFITT RUSTIC SLAB
HOLLAND STONE
MARINA COPING

ABOVE
QUARZITI 2.0 PORCELAIN PAVER
UNICO COPING





FIRE UP THE GRILL

GRILL SIZZLE SEAR

Whether you're looking to bake restaurant-worthy wood fired pizzas in your own brick oven or just throw some burgers on the grill, Belgard® helps you create an outdoor dining experience for the whole family to enjoy.

OPPOSITE
LAFITT RUSTIC SLAB
LAMINA TANDEM MODULAR GRID
BORDEAUX SERIES FIREPLACE
HOLLAND STONE

TOP
WESTON STONE CUSTOM GRILL
LAFITT RUSTIC SLAB
HOLLAND STONE ACCENT

BOTTOM
BEAUFORT SERIES GRILL ISLAND





TOP
 WESTON STONE
 CAMBRIDGE COBBLE
 HOLLAND STONE

OPPOSITE
 WESTON STONE
 HOLLAND STONE
 LAFITT RUSTIC SLAB
 WESTON STONE UNIVERSAL ACCENT







TIMELESS STYLISH QUALITY

Belgard® hardscapes elevate your outdoor living space to new heights with colors and styles that are both trending and timeless. Manufactured to last, and backed by our limited lifetime guarantee, your outdoor retreat is made to last.

OPPOSITE
BELAIR WALL 2.0
LAFITT RUSTIC SLAB
BELGIAN COBBLE
DUBLIN COBBLE BORDER

TOP
MARINA COPING
WESTON STONE
HOLLAND STONE

BOTTOM
WESTON STONE
BELAIR WALL 2.0 ACCENT

SET
IN STONE










OPPOSITE
 OLD YORK
 HOLLAND STONE
 ASHLAR TANDEM

ABOVE
 CUSTOM WESTON STONE FIREPLACE
 WELLINGTON WALL FIREPLACE ACCENTS
 MEGA-LIBRE
 LAFITT GRANA ACCENT
 MARINA COPING
 LAFITT RUSTIC SLAB
 BELAIR WALL 2.0 CAP



PAVERS



METROPOLITAN

- 44**
Lafitt® Grana Slab
- 46**
Lafitt® Grana Accent
- 48**
Melville™ Plank
- 50**
Moduline Series®

NATURAL

- 52**
Agilina™ Plank
- 54**
Lafitt® Paver
- 56**
Lafitt® Rustic Slab
- 58**
Mega-Libre®

LEGEND





HERITAGE

60
Belgian Cobble®

62
Dublin Cobble®

64
Old York™

LEGACY

66
Cambridge Cobble®

68
Holland Stone

ENVIRONMENTAL

70
Aqualine™

71
Turfstone™

PORCELAIN

72
Glocal

74
Quarziti 2.0

76
Verona™

77
Noon

*slate
smooth
tumbled*



LAFITT®

GRANA SLAB



COTSWOLD MIST



DANVILLE BEIGE



PEWTER



MODERN
LIGHTWEIGHT
TAILORED



TEXTURGARD™
Texturgard fuses a top
layer of rich pigments
with Belgard's core
color process.

*Please refer to page 16
for more information.*



DESIGN TIP

Large format pavers are
a perfect complement to
any home. Eliminating the
border can give it a clean
and modern feel.

*See page 24 for
more design ideas.*


3-PIECE MODULAR | 60MM



7⁷/₁₆ x 14¹⁵/₁₆ x 2³/₈



14¹⁵/₁₆ x 14¹⁵/₁₆ x 2³/₈



14¹⁵/₁₆ x 22⁷/₁₆ x 2³/₈





LAFITTT[®]

GRANA ACCENT PAVERS



MIDNIGHT



BOURBON



VERSATILE
NATURAL
CONTEMPORARY



TEXTURGARD™
Texturgard fuses a top
layer of rich pigments
with Belgard's core
color process.

*Please refer to page 16
for more information.*

3 X 12 | 60MM*

6 X 12 | 60MM



3 x 12 x 2³/₈



6 x 12 x 2³/₈

**Only available in Midnight*





NEW

MELVILLE™

PLANK



COTSWOLD MIST



MIDNIGHT



PEWTER



SLEEK
MODERN
LINEAR



TEXTURGARD™
Texturgard fuses a top layer of rich pigments with Belgard's core color process.

Please refer to page 16 for more information.

Installed in HGTV's Dream Home 2020!



3-PIECE SLIM | 60MM



5 x 11¹/₆ x 2³/₈



5 x 15³/₄ x 2³/₈



5 x 19¹/₆ x 2³/₈



7¹/₂ x 11¹/₆ x 2³/₈



7¹/₂ x 15³/₄ x 2³/₈



7¹/₂ x 19¹/₆ x 2³/₈

3-PIECE LARGE | 60MM

Belgard.com/DreamHome







NEW

MODULINE SERIES®



BOURBON



LINEN



FOUNDRY



MODERN
TAILORED
SLEEK



TEXTURGARD™
Texturgard fuses a top
layer of rich pigments
with Belgard's core
color process.


*Please refer to page 16
for more information.*

12 X 24 | 60MM

24 X 24 | 60MM



12 x 24 x 2³/₈



24 x 24 x 2³/₈





AGILINA™

PLANK



COTSWOLD MIST

DANVILLE BEIGE



TEXTURED
NATURAL STONE
CLASSIC



TEXTURGARD™
Texturgard fuses a top layer of rich pigments with Belgard's core color process.

Please refer to page 16 for more information.


3-PIECE | 5" | 80MM



5 x 11¹³/₁₆ x 3¹/₈



5 x 15³/₄ x 3¹/₈




5 x 19¹/₁₆ x 3¹/₈



7¹/₂ x 11¹³/₁₆ x 3¹/₈



7¹/₂ x 15³/₄ x 3¹/₈



7¹/₂ x 19¹/₁₆ x 3¹/₈

3-PIECE | 7 1/2" | 80MM







BROOKSTONE SLATE



COTSWOLD MIST



FOSSIL BEIGE



HARVEST BLEND



NATURAL
FLAGSTONE
DURABLE



TRUECOLOR™
True Protection for
your pavers.

*Please refer to page 16
for more information.*



NEW
LAFITT®
PAVER
WITH TRUECOLOR

3-PIECE MODULAR | 60MM



7 $\frac{1}{16}$ x 3 $\frac{3}{16}$ x 2 $\frac{3}{8}$



7 $\frac{1}{16}$ x 7 $\frac{1}{16}$ x 2 $\frac{3}{8}$



7 $\frac{1}{16}$ x 10 $\frac{5}{8}$ x 2 $\frac{3}{8}$



LAFITTT[®] PAVER

WITH TEXTURGARD



ASHBURY HAZE



BROOKSTONE SLATE



COTSWOLD MIST



DANVILLE BEIGE



NATURAL
FLAGSTONE
VIBRANT



TEXTURGARD™
Texturgard fuses a top
layer of rich pigments
with Belgard's core
color process.

*Please refer to page 16
for more information.*

3-PIECE MODULAR | 60MM



7¹/₁₆ x 3⁷/₁₆ x 2³/₈



7¹/₁₆ x 7¹/₁₆ x 2³/₈



7¹/₁₆ x 10⁵/₈ x 2³/₈



LAFITT[®]

RUSTIC SLAB



ASHBURY HAZE



COTSWOLD MIST



DANVILLE BEIGE



LONDON GRAY



PREMIUM
LARGE-SCALE
DURABLE




TEXTURGARD™
Texturgard fuses a top
layer of rich pigments
with Belgard's core
color process.

*Please refer to page 16
for more information.*


3-PIECE MODULAR | 60MM



7⁷/₁₆ x 14¹⁵/₁₆ x 2³/₈



14¹⁵/₁₆ x 14¹⁵/₁₆ x 2³/₈



14¹⁵/₁₆ x 22⁷/₁₆ x 2³/₈







MEGA-LIBRE®



BROOKSTONE SLATE



COTSWOLD MIST



FOSSIL BEIGE



HARVEST BLEND



RANDOM
VIRTUAL JOINT
SEAMLESS

SMALL & LARGE UNIT | 60MM



16¼ x 23¾ x 2¾



16¼ x 31 x 2¾







BELGIAN COBBLE®



MIDNIGHT



MOONLIGHT



UNIQUE
MULTI-PIECE
HISTORIC

MULTI-PIECE | 60MM



Variable x 2%

Larger joints between pavers allow Belgian Cobble to be installed as a permeable paver option with proper base and joint material. Contact your Belgard® representative for more details.







DUBLIN COBBLE® & *CIRCLE KIT*



COTSWOLD MIST



FOSSIL BEIGE



HARVEST BLEND



MIDNIGHT
(ACCENT PAVER ONLY)



MODULAR
DISTRESSED
ELEGANT

3-PIECE MODULAR | 60MM



6 x 3 x 2 3/8



6 x 6 x 2 3/8



6 x 9 x 2 3/8



6 x 9 x 2 3/8

ACCENT PAVER*

CIRCLE KIT



5 1/8 x variable x 2 3/8



**Only available in Midnight & Cotswold Mist*







OLD YORK™



MIDNIGHT



PEWTER



TEXTURED
WEATHERED
UNIQUE

60MM



3¹/₁₆ x 7⁷/₈ x 2³/₈

Larger joints between pavers allow Old York to be installed as a permeable paver option with proper base and joint material. Contact your Belgard® representative for more details.







NEW

CAMBRIDGE COBBLE®



HARVEST BLEND



LAPORTE



PEWTER



CLASSIC
PILLOW TOP
SMOOTH



TRUECOLOR™
True Protection for
your pavers.

*Please refer to page 16
for more information.*

SQUARE | 60MM

RECTANGLE | 60MM



6 x 6 x 2 3/8



6 x 9 x 2 3/8







ANTIQUÉ



HARVEST BLEND



LAPORTE



MIDNIGHT



PEWTER



CLASSIC
ACCENT
SMOOTH



TRUECOLOR™
True Protection for
your pavers.

*Please refer to page 16
for more information.*



NEW

**HOLLAND
STONE**

WITH TRUECOLOR

60MM



4 x 8 x 2 $\frac{3}{8}$



HOLLAND STONE WITH TEXTURGARD

NEW

ASHBURY HAZE

BORDEAUX BEIGE

BOURBON

COTSWOLD MIST

NEW

GASCONY TAN

MIDNIGHT

PEWTER


 VERSATILE
 SMOOTH
 CLASSIC

60MM



4 x 8 x 2 3/8

 **TEXTURGARD™**
 Texturgard fuses a top layer of rich pigments with Belgard's core color process.

Please refer to page 16 for more information.



COTSWOLD MIST



GRAPHITE



CLASSIC
PERMEABLE
TIMELESS



AQUALINE™

NEW

LINE™

80MM



4½ x 9 x 3⅞



TURFSTONE™



GRAY



UNIQUE
ECO-FRIENDLY
DURABLE

80MM




15³/₄ x 23⁵/₈ x 3¹/₈




NEW

GLOCAL


CONCRETE FINISH




CLEAR
GC 01 NAT - V2



IDEAL
GC 03 NAT - V2



TYPE
GC 04 NAT - V2



CLASSIC
GC 05 NAT - V2



SMOOTH
INDUSTRIAL
MODERN

24 X 24



23.54 x 23.54 x 3/4



Spacers are recommended for all porcelain paver installations. For vehicular applications, there must be a mortar install over a concrete slab.

MIRAGE[®]
Porcelain.Design.Sustainability





QUARZITI

2.0

STONE FINISH



GLACIER
QR 01
NAT - V3



MOUNTAINS
QR 02
NAT - V3



WATERFALL
QR 03
NAT - V3

NEW



MANTLE*
QR 05
NAT - V3



RIVER
QR 04
NAT - V3



MODULAR
IMPRESSIVE
VERSATILE

*Available in 24 x 24 and Unico only

**Special order in mantle

24 X 48**



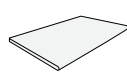
23.54 x 47.17 x 3/4

24 X 24



23.54 x 23.54 x 3/4

UNICO



12.99 x 23.54 x 3/4

See page 122
for full product
information.



Spacers are recommended for all porcelain paver installations. For vehicular applications, there must be a mortar install over a concrete slab.

MIRAGE[®]
Porcelain.Design.Sustainability





BLUE STONE - V3



PLATINUM - V3



TAOS - V3



YUKON - V4



OVERSIZED
CONTEMPORARY
HIGH-END



VERONA™

STONE FINISH

24 X 24



23.54 x 23.54 x 3/4



Spacers are recommended for all porcelain paver installations. For vehicular applications, there must be a mortar install over a concrete slab.

MIRAGE®
Porcelain.Design.Sustainability



NOON

WOOD FINISH



DAYLIGHT
NN 01 NAT - V4



EMBER
NN 02 NAT - V3



HONEY
NN 03 NAT - V3



ELEGANT
CONTEMPORARY
MODULAR

Installed in HGTV's Dream Home 2019!




[Beldgard.com/DreamHome](http://Belgard.com/DreamHome)



Spacers are recommended for all porcelain paver installations. For vehicular applications, there must be a mortar install over a concrete slab.

8 X 48



7.80 x 47.17 x 3/4

UNICO



12.99 x 23.54 x 3/4

See page 122
for full product
information.

MIRAGE[®]
Porcelain.Design.Sustainability





WALLS



LEGEND





METROPOLITAN

80
Melville Tandem™

82
Melville™ Wall

NATURAL

84
Ashlar Tandem™

86
Belair Wall® 2.0

88
Lamina Tandem™

HERITAGE

90
Weston Stone™

LEGACY

92
Diamond® Series

94
Highland Stone®

96
Sterling®

98
Versa-Lok®

100
Wellington Wall®

*freestanding
retaining
garden*

MELVILLE TANDEM™



DANVILLE BEIGE

PEWTER

NEW



FREESTANDING / RETAINING

MULTI-PIECE CONTEMPORARY MODULAR

INNOVATIVE
INSTALLATION 

See page 126 for more
information on how
the Tandem® Modular
Block goes higher with
a smaller footprint.

MELVILLE TANDEM UNITS 1, 2 & 3*

7 x 13³/₁₆ x 2⁵/₈7 x 15¹/₁₆ x 2⁵/₈7 x 18⁷/₁₆ x 2⁵/₈

COLUMN KIT



21 x 21 x 42

MODULAR GRID

28³/₈ x 42¹/₂

TANDEM CAP

3³/₄ x 24 x 15

8" CONNECTOR



MODULAR BLOCK

7¹/₁₆ x 7⁷/₈ x 7⁷/₈
(Connectors Included)

U START BASE BLOCK*

3¹/₂ x 18⁷/₁₆ x 12

Installed in HGTV's Dream Home 2020!


DREAM HOME
PROUD SPONSOR 2020

[Beldgard.com/DreamHome](http://Belgard.com/DreamHome)

*All sizes come mixed on one pallet. Not sold individually.





MELVILLE™

NEW
WALL



FOUNDRY

MIDNIGHT

PEWTER



FREESTANDING / RETAINING

LINEAR
CONTEMPORARY
SMOOTH

WALL UNIT

4 x 20 x 10

CAP

2 x 20 x 13

U START BASE BLOCK3½ x 18⁷/₁₆ x 12*
(Sold Separately)

Recommended for use with all
available wall block units. See
page 126 for full product information.

*Note: U Start Base Block actual
coverage length is 16¹¹/₁₆

Swatches represent product color only.

For walls over 30 inches in height, soil
reinforcement is generally necessary.
A qualified engineer should be consulted
for design and analysis of structures.

ENGINEERED SOLUTIONS BY
ANCHOR™
WALL SYSTEMS





ASHLAR TANDEM™



DANVILLE
BEIGE



LONDON
GRAY*



PEWTER



SHELBY
BLEND

NEW



FREESTANDING / RETAINING

MULTI-PIECE
CHISELED
VERSATILE

INNOVATIVE
INSTALLATION 

See page 126 for more
information on how
the Tandem® Modular
Block goes higher with
a smaller footprint.

Installed in HGTV's
Dream Home 2019 & 2020!



[Beldgard.com/DreamHome](http://Belgard.com/DreamHome)

*Swatches represent product color only, not surface texture.

**All sizes come mixed on one pallet. Not sold individually.

ASHLAR TANDEM UNITS 1, 2 & 3**



7 x 13³/₁₆ x 2⁵/₈



7 x 15¹/₁₆ x 2⁵/₈



7 x 18¹/₁₆ x 2⁵/₈

COLUMN KIT



21 x 21 x 42

MODULAR GRID



28³/₈ x 42¹/₂

TANDEM CAP



3¹/₄ x 24 x 15

8" CONNECTOR



MODULAR BLOCK



7¹/₁₆ x 7⁷/₈ x 7⁷/₈
(Connectors Included)

U START BASE BLOCK*



3¹/₂ x 18¹/₁₆ x 12





BELAIR WALL[®] 2.0



COTSWOLD MIST



FOSSIL BEIGE



HARVEST BLEND



FREESTANDING / RETAINING

CHISELED
MULTI-PIECE
HIGH-END

FREESTANDING WALL



6 x 6 x 5



6 x 10 x 5



6 x 16 x 5

COLUMN/CORNER



6 x 16 x 8

CAP END



3 x 8 x 13 1/2

CAP



3 x 8 x 13 1/2

RETAINING WALL



6 x 6 x 8



6 x 10 x 8



6 x 16 x 8

WALL END



6 x 8 x 11

U START BASE BLOCK*



3 1/2 x 18 1/16 x 12*
(Sold Separately)

Recommended for use with all available wall block units. See page 126 for full product information.

*Note: U Start Base Block actual coverage length is 16 11/16

For walls over 30 inches in height, soil reinforcement is generally necessary. A qualified engineer should be consulted for design and analysis of structures.

ENGINEERED SOLUTIONS BY
ANCHOR[™]
WALL SYSTEMS







LAMINA TANDEM™



PEWTER



SIENNA BLEND



FREESTANDING / RETAINING

MULTI-PIECE
IMPRESSIVE
SEAMLESS

INNOVATIVE
INSTALLATION 

See page 126 for more
information on how
the Tandem® Modular
Block goes higher with
a smaller footprint.

LAMINA TANDEM UNITS 1, 2 & 3*

7 x 15¹³/₁₆ x 2⁵/₈7 x 18⁷/₁₆ x 2⁵/₈7 x 21¹/₁₆ x 2⁵/₈

COLUMN KIT



21 x 21 x 42

MODULAR GRID

28³/₈ x 42¹/₂

TANDEM CAP

3¹/₄ x 24 x 15

8" CONNECTOR



MODULAR BLOCK

7¹/₁₆ x 7⁷/₈ x 7⁷/₈
(Connectors Included)

U START BASE BLOCK*

3¹/₂ x 18⁷/₁₆ x 12

*All sizes come mixed on one pallet. Not sold individually.







WESTON STONE™

3-PIECE & UNIVERSAL



COTSWOLD MIST



COTSWOLD MIST
TUMBLED



FOSSIL BEIGE



FOSSIL BEIGE
TUMBLED



HARVEST BLEND



HARVEST BLEND
TUMBLED



MIDNIGHT*



MIDNIGHT
TUMBLED*



FREESTANDING / RETAINING

VERSATILE
MULTI-PIECE
TUMBLED



DESIGN TIP

Bring walls to life by adding contrasting paver banding.

See page 24 for more design ideas.

3-PIECE



4 x 8 / 5 x 8



4 x 12 / 9 x 8



4 x 16 / 13 x 8



4 x 12 x 8



3 1/2 x 18 7/16 x 12*
(Sold Separately)

UNIVERSAL

U START BASE BLOCK*

Recommended for use with all available wall block units. See page 126 for full product information.

**Note: U Start Base Block actual coverage length is 16 1/4*

**Only available in Universal*


See page 112 for Weston Stone Fire Pit Kit.







DIAMOND PRO STRAIGHT FACE



PICTURED: DIAMOND PRO STONE CUT



DIAMOND 9D

NEW

DIAMOND® 9D | RETAINING WALL

VIRTUAL JOINT & SOLID UNITS STEP



6 x 17 $\frac{3}{4}$ x 9



6 x 17 $\frac{3}{4}$ x 9



6 x 16 x 12

AVAILABLE COLORS



ASHBURY HAZE



COTSWOLD MIST



GASCONY TAN



DIAMOND PRO STONE CUT VIRTUAL JOINT



DIAMOND PRO BEVELED FACE

DIAMOND[®] SERIES

DIAMOND PRO STONE CUT[®] | RETAINING WALL

LARGE UNIT



8 x 18 x 12

VIRTUAL JOINT



8 x 18 x 12

CORNER



8 x 18 x 9

**Note: Virtual Joint blocks are meant to be used in conjunction with solid blocks. 1 to 1 pallet ratio is recommended.*

DIAMOND PRO[®] | RETAINING WALL

STRAIGHT FACE



8 x 18 x 12

BEVELED FACE



8 x 18 x 12

CORNER



8 x 18 x 9

ACCESSORIES | AVAILABLE IN ALL COLORS

UNIVERSAL CAP



3 x 18 / 12 x 13

PRO CAP



4 x 17 / 14 x 10

U START BASE BLOCK[®]



3½ x 18¾ x 12*

Recommended for use with all available wall block units. See page 126 for full product information.

U Start Base Block actual coverage length is 16⅞"

AVAILABLE COLORS



BUFF
(Diamond Pro Beveled & Straight)



GRAY
(Diamond Pro Beveled & Straight)



HARVEST BLEND



OXFORD CHARCOAL



SHEFFIELD BLEND

**CLASSIC STYLE
WITH MULTIPLE
INSTALLATION OPTIONS**

Belgard's Diamond Series of wall products is perfect for any outdoor wall application. From hard-working retaining walls to aesthetically pleasing garden seat walls, the possibilities are endless.

For walls over 30 inches in height, soil reinforcement is generally necessary. A qualified engineer should be consulted for design and analysis of structures.





HIGHLAND STONE®

NEW



COTSWOLD MIST



HARVEST BLEND



SHEFFIELD BLEND



OXFORD CHARCOAL



FREESTANDING / RETAINING

CHARMING
MULTI-PIECE
VERSATILE

6" FREESTANDING



6 x 6 / 4 x 9



6 x 12 / 10 x 9



6 x 18 / 16 x 9

6" RETAINING



6 x 6 x 12



6 x 12 x 12



6 x 18 x 12

UNIVERSAL CAP



3 x 18 / 12 x 13

COLUMN/CORNER



6 x 18 x 9

U START BASE BLOCK*



3½ x 18¾ x 12*
(Sold Separately)

Recommended for use with all available wall block units. See page 126 for full product information.

*Note: U Start Base Block actual coverage length is 16⅞

For walls over 30 inches in height, soil reinforcement is generally necessary. A qualified engineer should be consulted for design and analysis of structures.

ENGINEERED SOLUTIONS BY
ANCHOR
WALL SYSTEMS







HARVEST
BLEND



OXFORD
CHARCOAL



SANDSTONE



SHEFFIELD
BLEND



STONE
GRAY



COTSWOLD MIST

NEW



FREESTANDING / RETAINING
PINNED SYSTEM
MULTI-PURPOSE
INNOVATIVE

BLOCK



6 x 17 $\frac{3}{4}$ x 12

**ANCHOR™
FIBERGLASS PINS**



5 x 1/2 (Sold Separately)

UNIVERSAL CAP



3 x 18 / 12 x 13

U START BASE BLOCK*



3 1/2 x 18 7/16 x 12"
(Sold Separately)

Recommended for use with all
available wall block units. See
page 126 for full product information.

*Note: U Start Base Block actual
coverage length is 16 1/16

For walls over 30 inches in height, soil
reinforcement is generally necessary.
A qualified engineer should be consulted
for design and analysis of structures.



ENGINEERED SOLUTIONS BY
ANCHOR™
WALL SYSTEMS





VERSA-LOK[®]

STANDARD



HARVEST BLEND



SHEFFIELD BLEND



OXFORD CHARCOAL



STONE GRAY



SANDSTONE



FREESTANDING / RETAINING

CLASSIC
DURABLE
HISTORIC

STANDARD6 x 16¹/₄ x 12**C CAP**3⁵/₈ x 15⁵/₈ x 11⁵/₈**U START BASE BLOCK***3¹/₂ x 18⁷/₁₆ x 12*
(Sold Separately)

Recommended for use with all available wall block units. See page 126 for full product information.

**Note: U Start Base Block actual coverage length is 16¹/₄*

For walls over 30 inches in height, soil reinforcement is generally necessary. A qualified engineer should be consulted for design and analysis of structures.





WELLINGTON WALL[®]



ASHBURY HAZE



COTSWOLD MIST



GASCONY TAN



FREESTANDING / RETAINING

MULTI-PIECE
VINTAGE
VERSATILE

MULTI-PIECE



6 x 9 / 6 x 10



6 x 12 / 9 x 10



6 x 18 / 15 x 10

UNIVERSAL CAP



3 x 18 / 12 x 13

CORNER



6 x 12 x 10

U START BASE BLOCK[®]



3 1/2 x 18 7/16 x 12"
(Sold Separately)

Recommended for use with all available wall block units. See page 126 for full product information.

**Note: U Start Base Block actual coverage length is 16 11/16*



FIRE FEATURES

*fire pit
fireplace
kitchen*



LEGEND



NATURAL



HERITAGE



NATURAL

104
Beaufort Series

106
Bordeaux™ Series

108
Bristol™ Series

HERITAGE

110
Brighton™ Series

112
Weston Stone™
Fire Pit Kit





NEW

BEAUFORT

SERIES



SHELBY BLEND
BODY COLOR



MIDNIGHT
ACCENT COLOR



MODULAR
CONTEMPORARY
SMOOTH



DESIGN TIP

Define a space by using paver patterns to create a cozy faux rug design around an outdoor fireplace.

See page 24 for more design ideas.




LINEAR FIREPLACE

7'4"W x 2'11"D x 4'2"H



GRILL ISLAND

2'6"D x 5'11"W x 3'5"H



FIREPLACE & WOOD BOXES

Fireplace: 2'7"D x 4'3"W x 7'8"H
Wood Boxes: 2'1¼"D x 3'3"W x 3'1"H per box
(Fireplace sold separately. Wood boxes are sold as a pair)



BRICK OVEN

3'6½"D x 4'5¼"W x 7'8"H

PLEASE NOTE: All of our fireplaces, brick ovens and fire pits come standard as wood-burning units. However, our fireplaces and fire pits can be retro-fitted for gas burning log sets and burners. Our brick ovens are wood-burning units only. Please contact us for more details at 877-235-4273.

Be sure to check with your local municipality for any codes that may affect your installation. Grill island includes Napoleon Grill and Door Set. Grill is available in propane or natural gas. Must be specified when placing order.







BORDEAUX™

SERIES



SIENNA
BODY COLOR



BUFF
ACCENT OPTION



PEWTER
BODY COLOR



MIDNIGHT
ACCENT OPTION

NEW


NATURAL
POLISHED
GRAND

Installed in HGTV's Dream Home 2019!


DREAM HOME
PROUD SPONSOR 2019

Belgard.com/DreamHome

**Product image represents dimensions and shape, not surface texture*

PLEASE NOTE: All of our fireplaces, brick ovens and fire pits come standard as wood-burning units. However, our fireplaces and fire pits can be retro-fitted for gas burning log sets and burners. Our brick ovens are wood-burning units only. Please contact us for more details at 877-235-4273.

Be sure to check with your local municipality for any codes that may affect your installation. Grill island includes Napoleon Grill and Door Set. Grill is available in propane or natural gas. Must be specified when placing order.



LINEAR FIREPLACE*
7'4"W x 2'11"D x 4'2"H



GRILL ISLAND
2'6"D x 5'11"W x 3'5"H



FIREPLACE WOOD BOXES
2'1¼"D x 3'3"W x 3'1"H per box
(Sold as pair)



XL FIREPLACE
3'2¼"D x 5'6"W x 9'H
(XL Wood box set also available)



FIREPLACE
2'7"D x 4'3"W x 7'8"H



BRICK OVEN
3'6½"D x 4'5¼"W x 7'8"H







BRISTOL™

SERIES

GASCONY TAN
BODY COLOR



ASHBURY HAZE
ACCENT COLOR



COTSWOLD MIST
BODY COLOR



BROOKSTONE SLATE
ACCENT COLOR



TUMBLER
RUSTIC
INVITING

PLEASE NOTE: All of our fireplaces, brick ovens and fire pits come standard as wood-burning units. However, our fireplaces and fire pits can be retro-fitted for gas burning log sets and burners. Our brick ovens are wood-burning units only. Please contact us for more details at 877-235-4273.

Be sure to check with your local municipality for any codes that may affect your installation. Grill island includes Napoleon Grill and Door Set. Grill is available in propane or natural gas. Must be specified when placing order.



GRILL ISLAND
3'D x 6'4"W x 4'4"H



FIREPLACE WOOD BOXES
2'4"D x 3'W x 3'3"H per box
(Sold as pair)



FIREPLACE
3'D x 5'W x 9'6"H



HEARTH
2'D x 5'W x 11"H



BRICK OVEN
4'D x 4'W x 8'5"H







BRIGHTON™

SERIES

GASCONY TAN
BODY COLOR



ASHBURY HAZE
ACCENT COLOR



COTSWOLD MIST
BODY COLOR



BROOKSTONE SLATE
ACCENT COLOR



H
TUMBLER
RUSTIC
VICTORIAN



FIREPLACE

3'4"D x 4'4"W x 8'4"H



FIREPLACE WOOD BOXES

2'4"D x 2'8"W x 2'11"H per box
(Sold as pair)

PLEASE NOTE: All of our fireplaces, brick ovens and fire pits come standard as wood-burning units. However, our fireplaces and fire pits can be retro-fitted for gas burning log sets and burners. Our brick ovens are wood-burning units only. Please contact us for more details at 877-235-4273.

Be sure to check with your local municipality for any codes that may affect your installation. Grill island includes Napoleon Grill and Door Set. Grill is available in propane or natural gas. Must be specified when placing order.







WESTON STONE™

FIRE PIT KIT



ASHBURY HAZE



COTSWOLD MIST



GASCONY TAN



TUMBLER
RUSTIC
COMPACT

ROUND FIRE PIT:

Outside is 4' 6" in diameter
Inside is 39.6" in diameter
Stacks up to 4 rows high
Fire ring and adhesive is included.

FIRE PIT KIT



4 x 8 x 8



4 x 12 x 8







ACCESSORIES



LEGEND




NATURAL



LEGACY



PORCELAIN


NATURAL

116
Anglia Edger®

118
Landings™ Step Unit

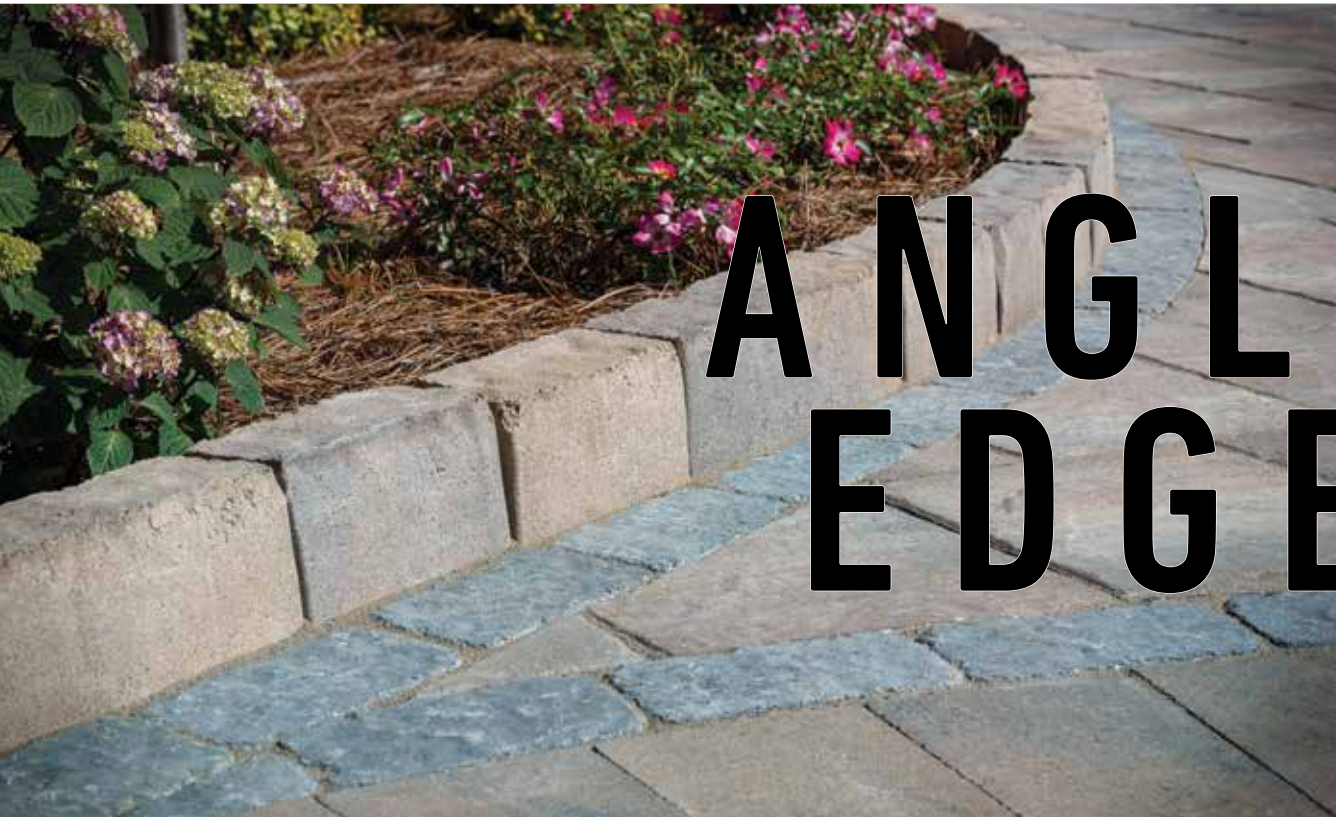
LEGACY

120
Marina™ Coping

PORCELAIN

122
Unico

*c o p i n g
e d g e r s
s t e p s*



ANGLIA EDGER[®]



COTSWOLD MIST



GASCONY TAN



CHISELED
TAPERED
ACCENT

MULTI-PIECE



5 1/4 x 7 3/8 x 8



5 1/4 x 10 x 8



5 1/4 x 15 1/8 x 8



5 1/4 x 17 3/4 x 8







LANDINGS™

STEP UNIT



BLU IRON



PEWTER



MOONLIGHT

NEW



NATURAL
VERSATILE
GRAND

Installed in HGTV's Dream Home 2020!



Belgard.com/DreamHome

STEP UNIT



6 x 48 x 18







MARINA™

COPING



ASHBURY HAZE



CHARCOAL



COTSWOLD MIST



VERSATILE
LIGHTWEIGHT
SMOOTH



DESIGN TIP

Coping isn't just for pools. Add dimension and elevation.

See page 24 for more design ideas.

COPING | 60MM



5¹⁵/₁₆ x 11¹³/₁₆ x 2³/₈

Available in weathered upon request





UNICO

STEP & COPING



QUARZITI 2.0
GLACIER
QR 01 NAT - V3



QUARZITI 2.0
MOUNTAINS
QR 02 NAT - V3



QUARZITI 2.0
WATERFALL
QR 03 NAT - V3



QUARZITI 2.0
RIVER
QR 04 NAT - V3



QUARZITI 2.0
MANTLE
QR 05 NAT - V3



NOON
DAYLIGHT
NN 01 NAT - V4



NOON
EMBER
NN 02 NAT - V3



NOON
HONEY
NN 03 NAT - V3



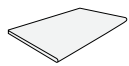
TWO INSTALLATION NEEDS, A SINGLE SOLUTION.

This versatile porcelain unit is processed on both sides to give you maximum flexibility and design freedom. Unico can be used as a step and as a coping for swimming pools. With a rounded, bullnose edge or straight edge, this uniquely functional border piece looks great from every angle.



NEW

UNICO



12.99 x 23.54 x 3/4







1
ACCENT
WALLS

2
ACCENT
FEATURES &
WALKWAYS

LIGHTING SOLUTIONS

ACCENT
COLUMNS

3



1. HARDSCAPE LIGHT

TS-A1000
7 1/8 x 3 x 7/8
1W / 75LM



2. PAVER LIGHTS

TS-HPL-9
9 x 3/4 x 2 3/8



TS-HPL-8
8 x 3/4 x 2 3/8



TS-HPL-6
6 x 3/4 x 2 3/8



3. PILLAR LIGHTS

TS-PL101
9 x 9 x 18
3W/300M



TS-PL100
9 x 9 x 20
3W/300M



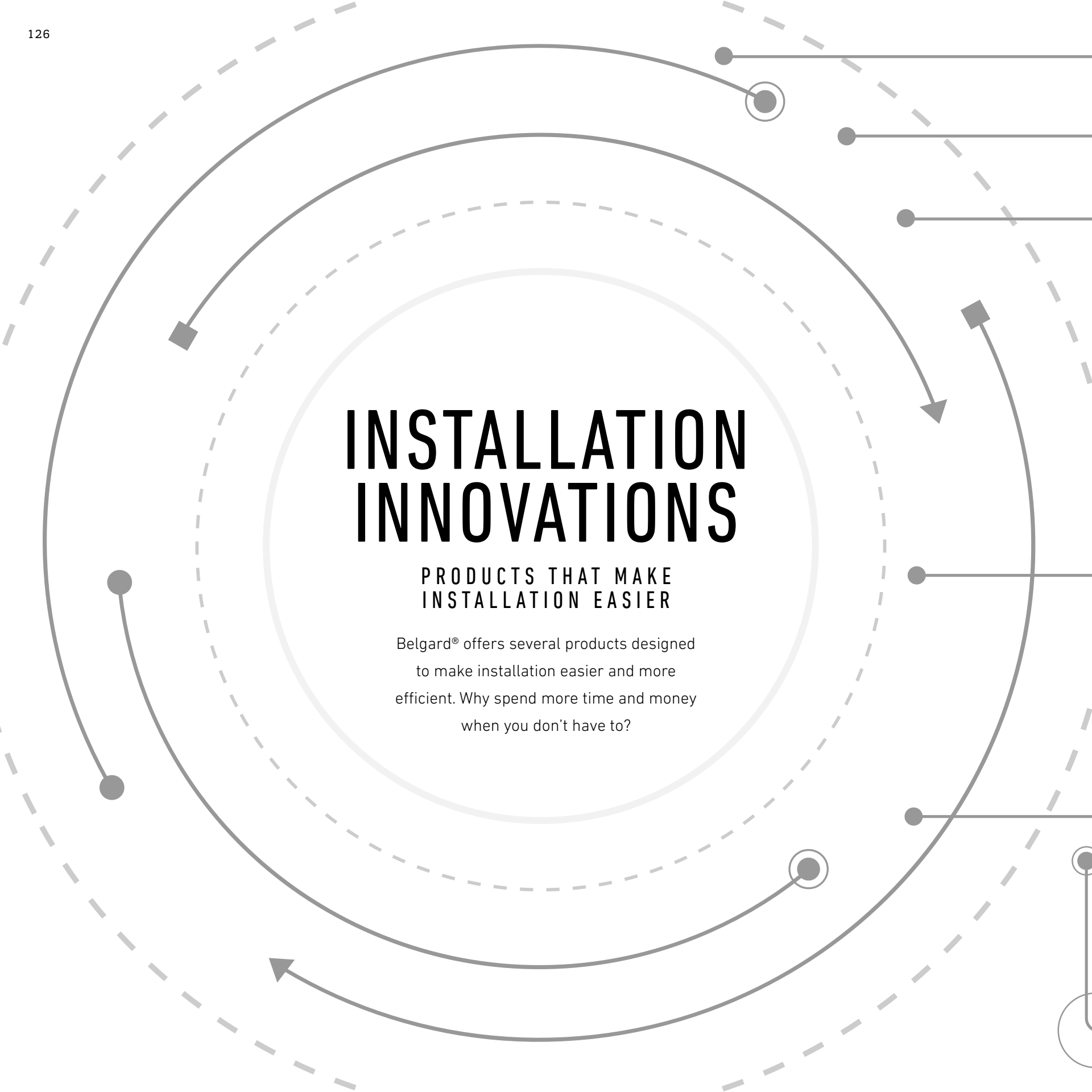
TRANSFORMER



Bluetooth

300 W - TS-TAAB300
150 W - TS-TAAB150

TO LEARN MORE
ABOUT OUR LIGHTING
OPTIONS, VISIT
BELGARD.COM/LIGHTING



INSTALLATION INNOVATIONS


PRODUCTS THAT MAKE INSTALLATION EASIER

Belgard® offers several products designed to make installation easier and more efficient. Why spend more time and money when you don't have to?

TANDEM® MODULAR BLOCK

goes higher with a smaller footprint

- Design flexibility and increased stability during installation.
- Solution for job sites with limited space
- Go higher by connecting multiple blocks to reinforce without geogrid
- Easily construct reinforced corners by connecting multiple blocks
- One all-purpose plastic connector for columns and retaining, freestanding, setback, corners and curved walls



Get back to nature with an IRREGULAR EDGE

- Large, dramatic scale that mimics natural stone
- Features a range of natural colors and blends
- Irregular interlocking system that utilizes a no-repeat pattern



NOCO POLYMERIC SAND

as a mortar joint alternative

- Compressive strength where compaction is not possible
- Stays flexible and responds to ground movements that could cause the joints to crack or damage the stones.

Build a solid foundation with U START BASE BLOCK®

- Universal base course for landscaping walls
- Promotes cost savings and installation time efficiency



BELGARD ELEMENTS™

make a big impact with little effort

- Pre-built modular design arrives on pallets for easy install on-site
- Saves time and money; most can be installed in one day!
- Made to complement Belgard pavers and walls

PREP

stain removers



CLEAN

cleaners



PROTECT

sealers

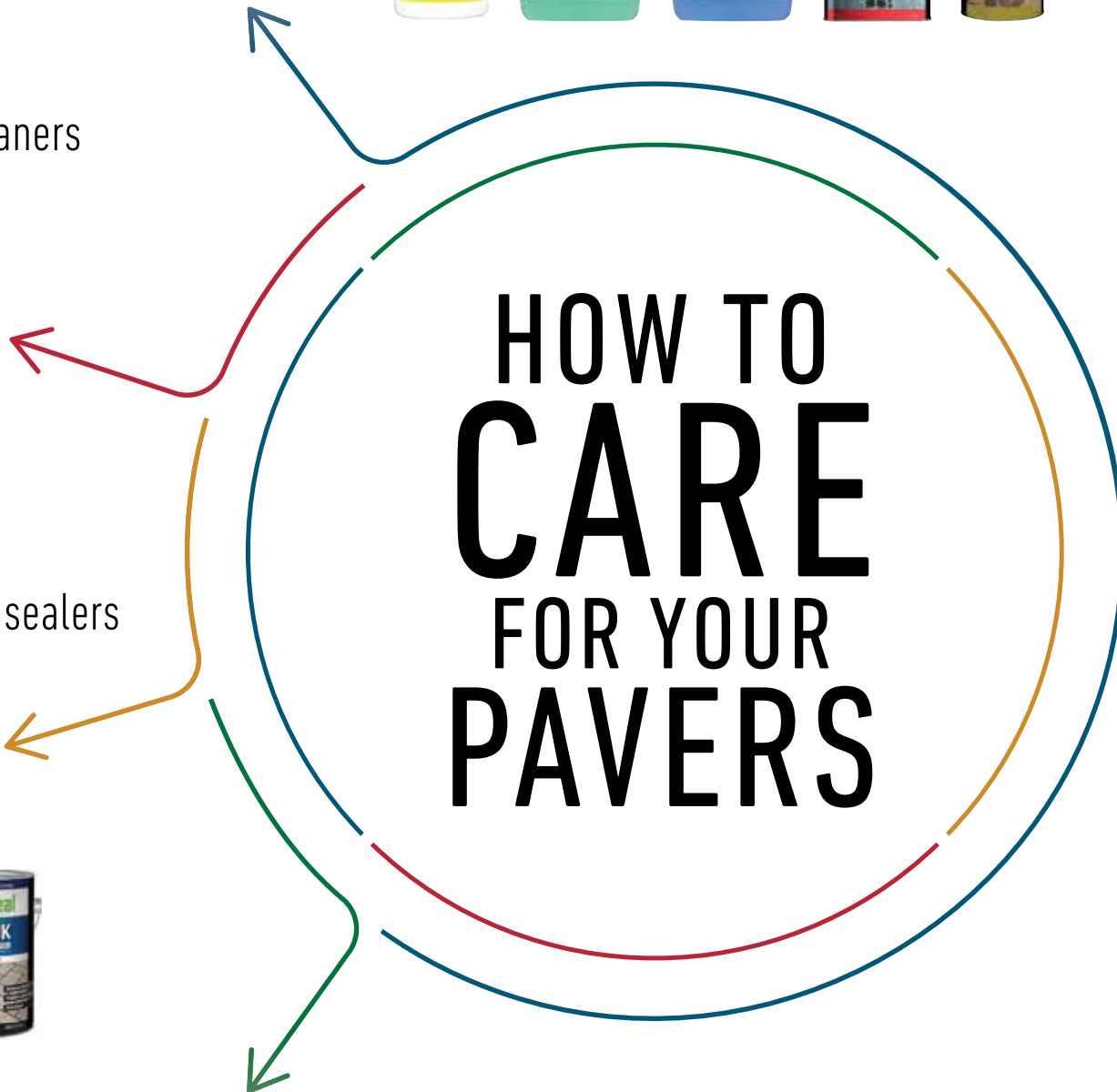


SAND

joint protection



HOW TO CARE FOR YOUR PAVERS





MADE *for* LIFE OUTSIDE



EFFLORESCENCE

[ef-luh-res-uh ns] *noun*

1. a white haze created by a chemical reaction that occurs when the lime or water soluble calcium oxide produced by cement reacts with water.
2. a natural, reversible byproduct of hardened concrete.

If efflorescence does occur, it can be removed with cleaners specially made for concrete pavers.

Careless or improper cleaning can result in damage and discoloration to the concrete paver surfaces. Contact your Belgard dealer or contractor for further information about appropriate, commercially available cleaners.



FOR BEST RESULTS, WAIT 60* DAYS BEFORE SEALING TO ALLOW THIS PROCESS TO OCCUR.

ROUTINE CLEANING

1. Use a stiff bristle broom and garden hose to scrub and clean the pavers.
2. **HIGH TRAFFIC ZONES** Add in some detergent to the water mix to dislodge dirt from the surface.
3. Scrub with push broom and rinse with garden hose.

REMOVING OIL STAINS

1. Wipe excess oil from the surface and apply liquid detergent as soon as possible.
2. Allow it to soak for several minutes, then wash with hot water.

Several treatments may be necessary for particularly stubborn stains.

Cleaners specially made for removing oil stains from concrete pavers are recommended.

PREVENTING WEEDS & ANTS

YOU'VE GOT OPTIONS

1. Remove by hand or with herbicides.

Use with care so that adjacent vegetated areas are not damaged opt for a biodegradable product that won't damage other vegetation or pollute water supplies

2. Apply a sealer over the entire paver surface and let cure.

SNOW & ICE REMOVAL








Concrete pavers offer outstanding freeze-thaw resistance.






1. Shovels or Plows
2. Electric or liquid snow-melting systems under concrete pavers.




Ask your Belgard dealer or contractor about Snow-melting Systems for Interlocking Concrete Pavements.

PAVERS

PALLET INFORMATION






 AGILINA PLANK™		SQFT/ PALLET	SQFT/ LAYER	LAYER/ PALLET	UNITS/ PALLET	UNITS/ LAYER	LNFT/PALLET (SOLDIER)	LNFT/PALLET (SAILOR)	SQFT/ UNITS	WEIGHT/ UNIT	WEIGHT/ LAYER	WEIGHT/ PALLET	
3-PIECE SMALL		5 x 11 ¹³ / ₁₆ x 3 ¹ / ₈	19	2.8	-	49	7	-	48.23	.40	12.18	85.26	596.82
		5 x 15 ³ / ₄ x 3 ¹ / ₈	26	3.7	-	49	7	-	64.31	.54	24.41	170.88	1196.09
		5 x 19 ¹¹ / ₁₆ x 3 ¹ / ₈	33	4.7	-	49	7	-	80.40	.68	25	175	1225
TOTAL		77.7	11.1	7	147	21	-	192.94	-	-	431.14	3018	
3-PIECE LARGE		7 ¹ / ₂ x 11 ¹³ / ₁₆ x 3 ¹ / ₈	16.8	2.4	-	28	4	-	27.5625	.61	22.6	90.4	632.8
		7 ¹ / ₂ x 15 ³ / ₄ x 3 ¹ / ₈	22.4	3.2	-	28	4	-	36.75	.82	26.9	107.6	753.2
		7 ¹ / ₂ x 19 ¹¹ / ₁₆ x 3 ¹ / ₈	28	4	-	28	4	-	45.9375	1.0	34.035	136.14	952.98
TOTAL		67.13	9.59	7	84	12	-	110.25	-	-	334.14	2339	



 BELGIAN COBBLE®		SQFT/ PALLET	SQFT/ LAYER	LAYER/ PALLET	UNITS/ PALLET	UNITS/ LAYER	LNFT/PALLET (SOLDIER)	LNFT/PALLET (SAILOR)	SQFT/ UNITS	WEIGHT/ UNIT	WEIGHT/ LAYER	WEIGHT/ PALLET
MULTI-PIECE		Variable x 2%	-	-	-	-	-	-	-	-	-	-
												
												
												
TOTAL		68	-	-	320	-	-	-	-	5.13	-	1640




 CAMBRIDGE COBBLE®		SQFT/ PALLET	SQFT/ LAYER	LAYER/ PALLET	UNITS/ PALLET	UNITS/ LAYER	LNFT/PALLET (SOLDIER)	LNFT/PALLET (SAILOR)	SQFT/ UNITS	WEIGHT/ UNIT	WEIGHT/ LAYER	WEIGHT/ PALLET	
SQUARE		6 x 6 x 2%	120	12	10	480	48	240	240	.25	6.54	314	3140
RECTANGLE		6 x 9 x 2%	113	11.30	10	300	30	150	225	.375	10.17	305.1	3051

PAVERS

PALLET INFORMATION



DUBLIN COBBLE®		SQFT/ PALLET	SQFT/ LAYER	LAYER/ PALLET	UNITS/ PALLET	UNITS/ LAYER	LNFT/PALLET (SOLDIER)	LNFT/PALLET (SAILOR)	SQFT/ UNITS	WEIGHT/ UNIT	WEIGHT/ LAYER	WEIGHT/ PALLET	
3-PIECE MODULAR		6 x 3 x 2 ³ / ₈	21.35	1.94	-	176	16	-	42.17	.1213	3.28	577.28	
		6 x 6 x 2 ³ / ₈	42.63	3.88	-	176	16	-	85.25	.2422	6.54	1151.04	
		6 x 9 x 2 ³ / ₈	64.02	5.85	-	176	16	-	128.78	.3638	9.81	1726.56	
TOTAL		128	11.64	11	528	-	-	256.18	-	-	314	3455	
6 X 9		6 x 9 x 2 ³ / ₈	112.5	11.25	10	300	30	150	225	.375	9.94	298.13	2981
CIRCLE KIT		5 ⁷ / ₈ x variable x 2 ³ / ₈	-	-	-	-	-	-	-	-	-	-	
TOTAL		73	7.3	10	420	42	-	-	-	-	7.12	299.2	2992




HOLLAND STONE		SQFT/ PALLET	SQFT/ LAYER	LAYER/ PALLET	UNITS/ PALLET	UNITS/ LAYER	LNFT/PALLET (SOLDIER)	LNFT/PALLET (SAILOR)	SQFT/ UNITS	WEIGHT/ UNIT	WEIGHT/ LAYER	WEIGHT/ PALLET	
TEXTURGARD		4 x 8 x 2 ³ / ₈	120	12	10	540	54	180	360	.2222	6.2	334.8	3348
TRUCOLOR		4 x 8 x 2 ³ / ₈	120	12	10	540	54	180	360	.2222	5.76	311.6	3112




LAFITT® GRANA SLAB		SQFT/ PALLET	SQFT/ LAYER	LAYER/ PALLET	UNITS/ PALLET	UNITS/ LAYER	LNFT/PALLET (SOLDIER)	LNFT/PALLET (SAILOR)	SQFT/ UNITS	WEIGHT/ UNIT	WEIGHT/ LAYER	WEIGHT/ PALLET	
3-PIECE MODULAR		7 ⁷ / ₁₆ x 14 ¹⁵ / ₁₆ x 2 ³ / ₈	23.31	2.331	-	30	3	-	18.59	.777	22.05	66.15	661.5
		14 ¹⁵ / ₁₆ x 14 ¹⁵ / ₁₆ x 2 ³ / ₈	46.63	4.662	-	30	3	-	37.34	1.554	44.09	132.27	1322.7
		14 ¹⁵ / ₁₆ x 22 ⁷ / ₁₆ x 2 ³ / ₈	46.63	4.662	-	20	2	-	37.40	2.331	66.14	132.28	1322.8
TOTAL		116.57	11.657	10	80	-	-	93.33	-	-	330.71	3307	



PAVERS

PALLET INFORMATION

LAFITT® GRANA ACCENT		SQFT/ PALLET	SQFT/ LAYER	LAYER/ PALLET	UNITS/ PALLET	UNITS/ LAYER	LNFT/PALLET (SOLDIER)	LNFT/PALLET (SAILOR)	SQFT/ UNITS	WEIGHT/ UNIT	WEIGHT/ LAYER	WEIGHT/ PALLET	
3 X 12		3 x 12 x 2 ³ / ₈	110	11	10	440	44	110	440	.25	7.05	310.2	3102
		6 x 12 x 2 ³ / ₈	120	12	10	240	24	120	240	.5	13.95	334.8	3348







LAFITT® PAVER		SQFT/ PALLET	SQFT/ LAYER	LAYER/ PALLET	UNITS/ PALLET	UNITS/ LAYER	LNFT/PALLET (SOLDIER)	LNFT/PALLET (SAILOR)	SQFT/ UNITS	WEIGHT/ UNIT	WEIGHT/ LAYER	WEIGHT/ PALLET	
3-PIECE MODULAR		7 ¹ / ₁₆ x 3 ³ / ₁₆ x 2 ³ / ₈	17.44	1.74	-	100	10	-	29.53	.1747	4.90	49	490
		7 ¹ / ₁₆ x 7 ¹ / ₁₆ x 2 ³ / ₈	34.87	3.48	-	100	10	-	59	.3464	9.70	97	970
		7 ¹ / ₁₆ x 10 ⁵ / ₈ x 2 ³ / ₈	52.30	5.24	-	100	10	-	88.58	.5211	14.59	145.9	1459
TOTAL		104.6	10.46	10	300	-	-	117	-	-	291.9	2919	



LAFITT® RUSTIC SLAB		SQFT/ PALLET	SQFT/ LAYER	LAYER/ PALLET	UNITS/ PALLET	UNITS/ LAYER	LNFT/PALLET (SOLDIER)	LNFT/PALLET (SAILOR)	SQFT/ UNITS	WEIGHT/ UNIT	WEIGHT/ LAYER	WEIGHT/ PALLET	
3-PIECE MODULAR		7 ⁷ / ₁₆ x 14 ¹⁵ / ₁₆ x 2 ³ / ₈	23.31	2.331	-	30	3	-	18.59	.777	22.05	66.15	661.5
		14 ¹⁵ / ₁₆ x 14 ¹⁵ / ₁₆ x 2 ³ / ₈	46.63	4.662	-	30	3	-	37.34	1.554	44.09	132.27	1322.7
		14 ¹⁵ / ₁₆ x 22 ⁷ / ₁₆ x 2 ³ / ₈	46.63	4.662	-	20	2	-	37.40	2.331	66.14	132.28	1322.8
TOTAL		116.57	11.657	10	80	-	-	93.33	-	-	330.71	3307	


MEGA-LIBRE®		SQFT/ PALLET	SQFT/ LAYER	LAYER/ PALLET	UNITS/ PALLET	UNITS/ LAYER	LNFT/PALLET (SOLDIER)	LNFT/PALLET (SAILOR)	SQFT/ UNITS	WEIGHT/ UNIT	WEIGHT/ LAYER	WEIGHT/ PALLET
SMALL & LARGE UNIT		16 ¹ / ₄ x 23 ³ / ₄ x 2 ³ / ₈	-	-	-	20	2	-	-	-	-	-
		16 ¹ / ₄ x 31 x 2 ³ / ₈	-	-	-	20	2	-	-	-	-	-
TOTAL		86	8.60	10	40	4	-	-	-	60.68	242.7	2427

PAVERS

PALLET INFORMATION


MELVILLE™ PLANK		SQFT/ PALLET	SQFT/ LAYER	LAYER/ PALLET	UNITS/ PALLET	UNITS/ LAYER	LNFT/PALLET (SOLDIER)	LNFT/PALLET (SAILOR)	SQFT/ UNITS	WEIGHT/ UNIT	WEIGHT/ LAYER	WEIGHT/ PALLET
3-PIECE SMALL		5 x 11 ¹³ / ₁₆ x 2 ³ / ₈	19	2.8	-	49	7	-	48.23	.40	12.18	596.82
		5 x 15 ³ / ₄ x 2 ³ / ₈	26	3.7	-	49	7	-	64.31	.54	24.41	1196.09
		5 x 19 ¹¹ / ₁₆ x 2 ³ / ₈	33	4.7	-	49	7	-	80.40	.68	25	1225
TOTAL		77.7	11.1	7	147	21	-	192.94	-	-	431.14	3018
3-PIECE LARGE		7 ¹ / ₂ x 11 ¹³ / ₁₆ x 2 ³ / ₈	16.8	2.4	-	28	4	-	27.5625	.61	22.6	632.8
		7 ¹ / ₂ x 15 ³ / ₄ x 2 ³ / ₈	22.4	3.2	-	28	4	-	36.75	.82	26.9	753.2
		7 ¹ / ₂ x 19 ¹¹ / ₁₆ x 2 ³ / ₈	28	4	-	28	4	-	45.9375	1.0	34.035	952.98
TOTAL		67.13	9.59	7	84	12	-	110.25	-	-	334.14	2339




MODULINE SERIES®		SQFT/ PALLET	SQFT/ LAYER	LAYER/ PALLET	UNITS/ PALLET	UNITS/ LAYER	LNFT/PALLET (SOLDIER)	LNFT/PALLET (SAILOR)	SQFT/ UNITS	WEIGHT/ UNIT	WEIGHT/ LAYER	WEIGHT/ PALLET
12 X 24		120	12	10	60	6	60	120	2	56.4	338.4	3384
24 X 24		80	12	10	20	2	40	40	4	112.8	225.6	2256


OLD YORK™		SQFT/ PALLET	SQFT/ LAYER	LAYER/ PALLET	UNITS/ PALLET	UNITS/ LAYER	LNFT/PALLET (SOLDIER)	LNFT/PALLET (SAILOR)	SQFT/ UNITS	WEIGHT/ UNIT	WEIGHT/ LAYER	WEIGHT/ PALLET
60MM		120	12	10	540	54	180	360	.2222	5.96	321.6	3216



PORCELAIN & PERMEABLE PAVERS


PALLET INFORMATION


GLOCAL			GROSS WEIGHT / BOX	PIECES / BOX	SQFT / BOX	BOXES / PALLET	SQFT / PALLET	GROSS WEIGHT / PALLET
24 X 24		23.54 x 23.54 x 3/4	76	2	7.75	30	232.5	2280

QUARZITI 2.0			GROSS WEIGHT / BOX	PIECES / BOX	SQFT / BOX	BOXES / PALLET	SQFT / PALLET	GROSS WEIGHT / PALLET
24 X 24		23.54 x 23.54 x 3/4	76	2	7.75	30	232.5	2280
24 X 48		23.54 x 47.17 x 3/4	74	1	7.75	35	271.25	2621
UNICO		12.99 x 23.54 x 3/4	52	3	-	40	120 pieces per pallet	2080

VERONA™			GROSS WEIGHT / BOX	PIECES / BOX	SQFT / BOX	BOXES / PALLET	SQFT / PALLET	GROSS WEIGHT / PALLET
24 X 24		23.54 x 23.54 x 3/4	76	2	7.75	30	232.5	2280



NOON			GROSS WEIGHT / BOX	PIECES / BOX	SQFT / BOX	BOXES / PALLET	SQFT / PALLET	GROSS WEIGHT / PALLET
8 X 48		7.80 x 47.17 x 3/4	46	2	5.06	30	151.8	1380
UNICO		12.99 x 23.54 x 3/4	52	3	-	40	120 pieces per pallet	2080





AQUALINE™			SQFT / PALLET	SQFT / LAYER	LAYER / PALLET	UNITS / PALLET	UNITS / LAYER	LNFT/PALLET (SOLDIER)	LNFT/PALLET (SAILOR)	SQFT / UNITS	WEIGHT / UNIT	WEIGHT / LAYER	WEIGHT / PALLET
80MM		4 1/2 x 9 x 3 1/8	90	11.25	8	320	40	120	240	.2812	10.546	421.875	3375





TURFSTONE™			SQFT / PALLET	SQFT / LAYER	LAYER / PALLET	UNITS / PALLET	UNITS / LAYER	LNFT/PALLET (SOLDIER)	LNFT/PALLET (SAILOR)	SQFT / UNITS	WEIGHT / UNIT	WEIGHT / LAYER	WEIGHT / PALLET
80MM		15 3/4 x 23 3/8 x 3 1/8	103.2	12.9	8	40	5	52.5	78.75	2.58	59.43	297.15	2377




WALLS

PALLET INFORMATION





 DIAMOND® 9D		SQFT/ PALLET	SQFT/ LAYER	LAYER/ PALLET	UNITS/ PALLET	UNITS/ LAYER	SQFT/ UNITS	WEIGHT/ UNIT	WEIGHT/ LAYER	WEIGHT/ PALLET	
BLOCK		6 x 17¾ x 9	45	9	5	60	12	.74	51.53	618.36	3092

 DIAMOND® PRO		SQFT/ PALLET	SQFT/ LAYER	LAYER/ PALLET	UNITS/ PALLET	UNITS/ LAYER	SQFT/ UNITS	WEIGHT/ UNIT	WEIGHT/ LAYER	WEIGHT/ PALLET	
STRAIGHT		8 x 18 x 12	32	8	4	32	8	1	82.9	663.2	2653
BEVELED		8 x 18 x 12	32	8	4	32	8	1	81.16	649.28	2597
CORNER		8 x 18 x 9	32	8	4	32	8	1	114.86	918.88	3676











 DIAMOND PRO STONE CUT®		SQFT/ PALLET	SQFT/ LAYER	LAYER/ PALLET	UNITS/ PALLET	SQFT/ UNITS	UNITS/ SQFT	WEIGHT/ UNIT	WEIGHT/ LAYER	WEIGHT/ PALLET	
LARGE		8 x 18 x 12	32	8	4	32	8	1	86.6	692.8	2771
VIRTUAL JOINT		8 x 18 x 12	32	8	4	32	8	1	78.6	628.8	2515
CORNER		8 x 18 x 9	32	8	4	32	8	1	114.86	918.88	3676

 DIAMOND® ACCESSORIES		SQFT/ PALLET	SQFT/ LAYER	LAYER/ PALLET	UNITS/ PALLET	SQFT/ UNITS	UNITS/ SQFT	WEIGHT/ UNIT	WEIGHT/ LAYER	WEIGHT/ PALLET	
UNIVERSAL CAP		3 x 18 / 12 x 13	22.54 SF 90 LF	2.82	8	72	9	.313 SF 1.25 LF	54.69	492.21	3938
PRO CAP		4 x 17 / 14 x 10	20.47 SF 61.02 LF	3.41	6	54	9	.379 SF 1.13 LF	52.93	476.37	2858

WALLS PALLET INFORMATION





ASHLAR TANDEM™*			SQFT/ PALLET	SQFT/ LAYER	LAYER/ PALLET	UNITS/ PALLET	UNITS/ LAYER	SQFT/ UNITS	WEIGHT/ UNIT	WEIGHT/ LAYER	WEIGHT/ PALLET
UNIT 1		7 x 13 ³ / ₁₆ x 2 ⁵ / ₁₆	19.2	3.2	-	30	5	.64	19	95	570
UNIT 2		7 x 15 ¹³ / ₁₆ x 2 ⁵ / ₁₆	23.1	3.85	-	30	5	.77	23.2	116	696
UNIT 3		7 x 18 ⁷ / ₁₆ x 2 ⁵ / ₁₆	27	4.5	-	30	5	.90	27.2	136	816
TOTAL			70.1	11.69	6	90	-	2.31	-	347	2082
CAP		15 x 24 x 3 ¹ / ₄	20 SF 64 LF	2.5	8	32	4	.625 SF 2 LF	93.438	373.75	2990

*Connectors sold separately. 30/bag. 3 bags are needed for 1 pallet of block.

BELAIR WALL® 2.0			SQFT/ PALLET	SQFT/ LAYER	LAYER/ PALLET	UNITS/ PALLET	UNITS/ LAYER	SQFT/ UNITS	WEIGHT/ UNIT	WEIGHT/ LAYER	WEIGHT/ PALLET
FREESTANDING WALL		6 x 6 x 5	7.5	1.5	-	30	6	0.25	12.84	77	385
		6 x 10 x 5	12.5	2.5	-	30	6	0.417	21.4	128	640
		6 x 16 x 5	40	8.0	-	60	12	0.667	34.2	411	2055
TOTAL			60	12	5	120	24	1.33	-	616	3080
RETAINING WALL		6 x 6 x 8	3.75	1.25	-	15	5	0.25	20.05	100.25	300.7
		6 x 10 x 8	6.26	2.09	-	15	5	0.417	33.44	167.2	501.6
		6 x 16 x 8	20	6.67	-	30	10	0.667	53.48	534.8	1604
TOTAL			30	10	3	60	20	1.33	-	802	2406
CORNER		6 x 16 x 8	18.68	9.34	2	28	14	.667	63.93	895	1790
CAP		3 x 8 / 7 x 13 ¹ / ₂	22.54 SF 90 LF	2.817	8	144	18	.1565	22.62	407.16	3258
CAP END		3 x 8 x 13 ¹ / ₂	6 SF 24 LF	3	2	36	18	.167	22.30	401.4	803
WALL END		6 x 8 x 11	13.986	6.99	2	42	21	.333	36.10	758.1	1516

WALLS


PALLET INFORMATION


LAMINA TANDEM™*			SQFT/ PALLET	SQFT/ LAYER	LAYER/ PALLET	UNITS/ PALLET	UNITS/ LAYER	SQFT/ UNITS	WEIGHT/ UNIT	WEIGHT/ LAYER	WEIGHT/ PALLET
UNIT 1		7 x 15 ¹³ / ₁₆ x 2 ⁵ / ₈	15.576	2.596	–	24	4	.649	19.27	77.08	462.48
UNIT 2		7 x 18 ⁷ / ₁₆ x 2 ⁵ / ₈	18.696	3.116	–	24	4	.779	23.13	92.52	555.12
UNIT 3		7 x 21 ¹ / ₁₆ x 2 ⁵ / ₈	21.816	3.636	–	24	4	.909	27	108	648
TOTAL			56.08	9.346	6	72	–	2.337	–	277.6	1666
CAP		15 x 24 x 3 ¹ / ₄	20 SF 64 LF	2.5	8	32	4	.625 SF 2 LF	93.438	373.75	2990

*Connectors sold separately. 30/bag. 3 bags are needed for 1 pallet of block.





MELVILLE TANDEM™*			SQFT/ PALLET	SQFT/ LAYER	LAYER/ PALLET	UNITS/ PALLET	UNITS/ LAYER	SQFT/ UNITS	WEIGHT/ UNIT	WEIGHT/ LAYER	WEIGHT/ PALLET
UNIT 1		7 x 13 ³ / ₁₆ x 2 ⁵ / ₈	19.2	3.2	–	30	5	.64	19	95	570
UNIT 2		7 x 15 ¹³ / ₁₆ x 2 ⁵ / ₈	23.1	3.85	–	30	5	.77	23.2	116	696
UNIT 3		7 x 18 ⁷ / ₁₆ x 2 ⁵ / ₈	27	4.5	–	30	5	.90	27.2	136	816
TOTAL			70.1	11.68	6	90	–	2.31	–	347	2082
CAP		15 x 24 x 3 ¹ / ₄	20 SF 64 LF	2.5	8	32	4	.625 SF 2 LF	93.438	373.75	2990







*Connectors sold separately. 30/bag. 3 bags are needed for 1 pallet of block.

U START BASE BLOCK®			SQFT/ PALLET	SQFT/ LAYER	LAYER/ PALLET	UNITS/ PALLET	UNITS/ LAYER	SQFT/ UNITS	WEIGHT/ UNIT	WEIGHT/ LAYER	WEIGHT/ PALLET
BASE BLOCK		3 ¹ / ₂ x 18 ⁷ / ₁₆ x 12	77.84 LF	–	7	56	8	1.39 LF	50.7	405.6	2839






TANDEM® MODULAR BLOCK			SQFT/ PALLET	SQFT/ LAYER	LAYER/ PALLET	UNITS/ PALLET	UNITS/ LAYER	SQFT/ UNITS	WEIGHT/ UNIT	WEIGHT/ LAYER	WEIGHT/ PALLET
BLOCK		7 ¹ / ₁₆ x 7 ⁷ / ₈ x 7 ⁷ / ₈	49.29	–	4	128	32	0.389	22	704	2816

WALLS PALLET INFORMATION

 VERSA-LOK®		SQFT/ PALLET	SQFT/ LAYER	LAYER/ PALLET	UNITS/ PALLET	UNITS/ LAYER	SQFT/ UNITS	WEIGHT/ UNIT	WEIGHT/ LAYER	WEIGHT/ PALLET
BLOCK	 6 x 16 / 14 x 12	24	6	4	36	9	.667	84.99	764.91	3060
C CAP	 3 5/8 x 15 5/8 x 11 5/8	24.76 SF 81.9 LF	3.537	7	63	9	.393 SF 1.3 LF	50.16	451.44	3160
PINS	 2 Pins Per Block (sold separately)	500 per box	100 per bag	-	-	-	-	-	3.6 lbs per bag	18 lbs per box

 WELLINGTON WALL®*		SQFT/ PALLET	SQFT/ LAYER	LAYER/ PALLET	UNITS/ PALLET	UNITS/ LAYER	SQFT/ UNITS	WEIGHT/ UNIT	WEIGHT/ LAYER	WEIGHT/ PALLET
WALL UNITS INCLUDED ON PALLET	 6 x 9 / 6 x 10	6	1.5	-	16	4	.375	37.875	151.5	606
	 6 x 12 / 6 x 10	8	2	-	16	4	.50	50.5	202	808
	 6 x 18 / 15 x 10	12	3	-	16	4	.75	75.75	303	1212
TOTAL		26 SRW 23 FSW	-	4	48	-	1.625	-	656.5	2626
CORNER	 6 x 12 x 10	16	8	2	32	16	.5	59	944	1888
CAP	 3 x 18 / 12 x 13	22.54 SF 90 LF	2.82	8	72	9	.313 SF 1.25 LF	54.69	492.21	3938

*Wellington Wall & Corners are gauged at the Morris, IL facility to ensure tighter height tolerances

 WESTON STONE™		SQFT/ PALLET	SQFT/ LAYER	LAYER/ PALLET	UNITS/ PALLET	UNITS/ LAYER	SQFT/ UNITS	WEIGHT/ UNIT	WEIGHT/ LAYER	WEIGHT/ PALLET
WALL UNITS	 4 x 8 / 5 x 8	9.24	1.32	-	42	6	.22	16.91	101.46	710.22
	 4 x 12 / 9 x 8	13.86	1.98	-	42	6	.33	26.23	157.38	1101.66
	 4 x 16 / 13 x 8	18.48	2.64	-	42	6	.44	36.41	218.46	1529.22
TOTAL		42 SRW 36 FSW	-	7	126	-	-	-	477.3	3341
UNIV.	 4 x 12 x 8	39.6	7.92	5	120	24	.33	30.14	723.36	3617

FIRE FEATURES PALLET INFORMATION

■ BEAUFORT SERIES	BODY / ACCENT COLOR	ITEM CODE	PALLET WEIGHT
Linear Fireplace	Shelby / Midnight	13000018	3700
Fireplace	Shelby / Midnight	13070010	4170
Wood Boxes	Shelby / Midnight	13140505	3070
Brick Oven	Shelby / Midnight	13000817	6215
Grill Island (NG)	Shelby / Midnight	13110518	3285
Grill Island (LP)	Shelby / Midnight	13110818	3276
Egg Island	Shelby / Midnight	13110257	3171





■ BRISTOL™ SERIES	BODY / ACCENT COLOR	ITEM CODE	PALLET WEIGHT
Fireplace	Gascony / Ashbury	70580261	7245
Wood Boxes	Gascony / Ashbury	70580334	3200
Hearth	Gascony / Ashbury	70580262	1180
Brick Oven	Gascony / Ashbury	70583280	6925
Grill Island (NG)	Gascony / Ashbury	13110008	4125
Grill Island (LP)	Gascony / Ashbury	11130250	4141
Fireplace	Cotswold / Brookstone	70580312	7245
Wood Boxes	Cotswold / Brookstone	70580534	3200
Hearth	Cotswold / Brookstone	70580309	1180
Brick Oven	Cotswold / Brookstone	70580205	6925
Grill Island (NG)	Cotswold / Brookstone	13110009	4125
Grill Island (LP)	Cotswold / Brookstone	13110256	4141


FIRE FEATURES PALLET INFORMATION


 BORDEAUX™ SERIES	BODY / ACCENT COLOR	ITEM CODE	PALLET WEIGHT
Linear Fireplace	Sienna / Buff	13000021	3700
Fireplace	Sienna / Buff	70300791	4170
XL Fireplace	Sienna / Buff Sienna / Midnight Pewter / Midnight	13089999	6800
Wood Boxes	Sienna / Buff	13140001	3070
XL Wood Boxes	Sienna / Buff Sienna / Midnight Pewter / Midnight	13140005	4000
Brick Oven	Sienna / Buff	13000012	6215
Grill Island (NG)	Sienna / Buff	13110010	3260
Grill Island (LP)	Sienna / Buff	13110011	3276
Egg Island	Sienna / Buff	13110259	3171
Linear Fireplace	Sienna / Midnight	1300019	3700
Fireplace	Sienna / Midnight	13070014	4170
Wood Boxes	Sienna / Midnight	13140020	3070
Brick Oven	Sienna / Midnight	13000014	6215
Grill Island (NG)	Sienna / Midnight	13110014	3260
Grill Island (LP)	Sienna / Midnight	13110015	3276
Egg Island	Sienna / Midnight	13110259	3171
Linear Fireplace	Pewter / Midnight	13000020	3700
Fireplace	Pewter / Midnight	-	4170
Wood Boxes	Pewter / Midnight	-	3070
Brick Oven	Pewter / Midnight	-	6215
Grill Island (NG)	Pewter / Midnight	-	3260
Grill Island (LP)	Pewter / Midnight	-	3276
Egg Island	Pewter / Midnight	-	3171

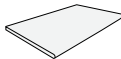
ACCESSORIES

PALLET INFORMATION

ANGLIA EDGER®		SQFT/ PALLET	SQFT/ LAYER	LAYER/ PALLET	UNITS/ PALLET	UNITS/ LAYER	LNFT/PALLET (SOLDIER)	LNFT/PALLET (SAILOR)	SQFT/ UNITS	WEIGHT/ UNIT	WEIGHT/ LAYER	WEIGHT/ PALLET
EDGER UNITS		-	-	-	12	-	-	8	-	19.752	-	-
		-	-	-	12	-	-	10	-	26.253	-	-
		-	-	-	12	-	-	15.75	-	43.54	-	-
		-	-	-	24	-	-	36	-	49	-	-
TOTAL		-	-	-	60	-	-	69.75	-	-	-	2600

LANDINGS™ STEP UNIT		SQFT/ PALLET	SQFT/ LAYER	LAYER/ PALLET	UNITS/ PALLET	UNITS/ LAYER	LNFT/PALLET (SOLDIER)	LNFT/PALLET (SAILOR)	SQFT/ UNITS	WEIGHT/ UNIT	WEIGHT/ LAYER	WEIGHT/ PALLET
STEP UNIT		-	-	3	6	2	-	-	-	460	920	2760

MARINA™ COPING		SQFT/ PALLET	SQFT/ LAYER	LAYER/ PALLET	UNITS/ PALLET	UNITS/ LAYER	LNFT/PALLET (SOLDIER)	LNFT/PALLET (SAILOR)	SQFT/ UNITS	WEIGHT/ UNIT	WEIGHT/ LAYER	WEIGHT/ PALLET
60MM		-	-	5	195	39	97.5	-	-	-	-	3608

UNICO		GROSS WEIGHT / BOX	UNITS / BOX	UNITS / PALLET	BOXES / PALLET	SQ FT / PALLET	GROSS WEIGHT / PALLET
UNICO		52	3	120	40	-	2080

COMPATIBILITY CHART

PAVERS	HERITAGE	NATURAL	METROPOLITAN	PORCELAIN	LEGACY	ENVIRONMENTAL
Agilina™ Plank	•	•	•			
Aqualine™		•	•		•	•
Belgian Cobble®	•	•			•	
Cambridge Cobble®	•		•		•	
Dublin Cobble®	•	•			•	
Glocal		•		•		
Holland Stone	•		•		•	
Lafitt® Grana		•	•		•	
Lafitt® Paver	•	•	•			
Lafitt® Rustic Slab	•	•	•			
Mega-Libre®	•	•	•			
Melville™ Plank		•	•		•	
Moduline Series®		•	•		•	
Noon		•		•		
Old York™	•	•			•	
Quarziti 2.0		•		•		
Turfstone™						•
Verona™		•		•		

WALLS	HERITAGE	NATURAL	METROPOLITAN	PORCELAIN	LEGACY	ENVIRONMENTAL
Ashlar Tandem™	•	•	•			
Belair Wall® 2.0	•	•	•			
Diamond® Series	•		•		•	
Highland Stone®	•		•		•	
Lamina Tandem™	•	•	•			
Melville Tandem™		•	•		•	
Melville™ Wall		•	•		•	
Sterling®	•		•		•	
Versa-Lok®	•		•		•	
Wellington Wall®	•		•		•	
Weston Stone™	•	•			•	

FIRE FEATURES	HERITAGE	NATURAL	METROPOLITAN	PORCELAIN	LEGACY	ENVIRONMENTAL
Beaufort Series	•	•	•			
Bordeaux™ Series	•	•	•			
Brighton™ Series	•	•			•	
Bristol™ Series	•	•	•			
Weston Stone™ Fire Pit Kit	•	•			•	

STAY CONNECTED



OutdoorLivingbyBelgard



BelgardOutdoorLiving



BelgardHardscapes



Belgard



Belgard






















Belgard.com/Blog












COPING, STEPS & EDGERS	HERITAGE	NATURAL	METROPOLITAN	PORCELAIN	LEGACY	ENVIRONMENTAL
Anglia Edger®	•	•	•			
Landings™ Step Unit	•	•	•			
Marina™ Coping	•		•		•	

PRODUCT INDEX

PAVERS

 Aqualine™.....	70
 Agilina™ Plank.....	52
 Belgian Cobble®.....	60
 Cambridge Cobble®.....	66
 Dublin Cobble®.....	62
 Glocal.....	72
 Holland Stone.....	68
 Lafitt® Grana Slab.....	44
 Lafitt® Grana Accent.....	46
 Lafitt® Paver.....	54
 Lafitt® Rustic Slab.....	56
 Mega-Libre®.....	58
 Melville™ Plank.....	48
 Moduline Series®.....	50
 Noon.....	77
 Old York™.....	64
 Quarziti 2.0.....	74
 Turfstone.....	71
 Verona™.....	76





WALLS

 Ashlar Tandem™.....	84
 Belair Wall® 2.0.....	86
 Diamond® Series.....	92
 Highland Stone®.....	94
 Lamina Tandem™.....	88
 Melville Tandem™.....	80
 Melville™ Wall.....	82
 Sterling®.....	96
 Versa-Lok®.....	98
 Wellington Wall®.....	100
 Weston Stone™.....	90

FIRE FEATURES

 Beaufort Series.....	104
 Bordeaux™ Series.....	106
 Brighton™ Series.....	110
 Bristol™ Series.....	108
 Weston Stone™ Fire Pit Kit.....	112

ACCESSORIES

 Anglia Edger®.....	116
 Landings™ Step Unit.....	118
 Marina™ Coping.....	120
 Unico.....	122

COLLECTIONS LEGEND

	Metropolitan Collection
	Natural Collection
	Heritage Collection
	Legacy Collection
	Environmental Collection
	Porcelain Collection

PEACE OF MIND, GUARANTEED

LIFETIME TRANSFERABLE LIMITED WARRANTY

Oldcastle® APG, Inc. ("Belgard") is proud to inform you that all of our interlocking concrete paver and retaining walls ("Products") meet and/or exceed the requirements of ASTM C-936 and ASTM C-1372. Belgard® guarantees its Products against these standards for the lifetime of the Product defined by ICPI. This guarantee does not apply to splitting, chipping or other breakage that could be caused by impact, abrasion or overloading. This warranty is transferable. The original proof of purchase is required.

This warranty is only valid if the material is installed under the guidelines of the ICPI (www.ICPI.org), The NCMA (www.ncma.org) or the Belgard Installation Guideline Manual. Improper installation voids this warranty. This warranty is for residential applications only and does not apply to commercial applications. It is recommended that the job be installed by a Belgard Contractor Program participant who guarantees their workmanship for a minimum of 3 years from the date of install. For warranty service, contact Belgard at 1-877-BELGARD. A service representative will investigate your claim within 10 business days. If the Belgard product fails to meet the specifications, Belgard will replace the defective product at no charge. Color matching cannot be guaranteed. Belgard will not be responsible for any replacement labor, consequential damages or incidental damages. This warranty gives you specific legal rights, and you may also have other rights which vary from state to state. Some states do not allow for the exclusion or limitation of incidental or consequential damages, so the above limitation or exclusion may not apply to you.

For specific information regarding warranty coverage and exclusions in regards to the Elements™ and Porcelain Paver products, please visit: Belgard.com/Warranty.

NORTHFIELD EAST LOCATIONS

901 E. Troy Ave,
Indianapolis, IN 46203
Ph: 800-424-0190

6045 Dixie Highway,
Bridgeport MI 48722
Ph: 989-777-0420

5190 Oster Rd.,
Sheffield Village, OH 44054
Ph: 440-949-1167

National Ph: 877-235-4273

